

(12) INTERNATIONAL APPLICATION PUBLISHED UNDER THE PATENT COOPERATION TREATY (PCT)

(19) World Intellectual Property
Organization
International Bureau



(43) International Publication Date
24 February 2005 (24.02.2005)

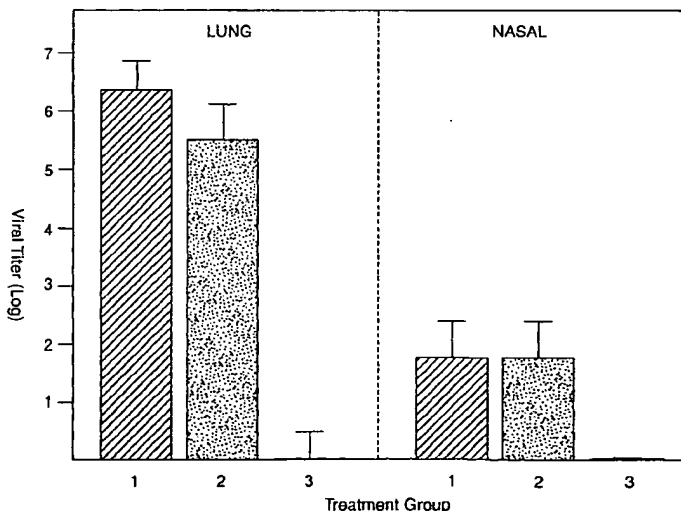
PCT

(10) International Publication Number
WO 2005/016275 A2

- (51) International Patent Classification⁷: A61K (US). LEUNG, Suzanne, S. [US/US]; Post Office Box 33427, Saint Paul, Minnesota 55133-3427 (US).
- (21) International Application Number: PCT/US2004/025277 (74) Agents: RINGSRED, Ted, K. et al.; Office of Intellectual Property Counsel, Post Office Box 33427, Saint Paul, Minnesota 55133-3427 (US).
- (22) International Filing Date: 5 August 2004 (05.08.2004) (81) Designated States (unless otherwise indicated, for every kind of national protection available): AE, AG, AL, AM, AT, AU, AZ, BA, BB, BG, BR, BW, BY, BZ, CA, CH, CN, CO, CR, CU, CZ, DE, DK, DM, DZ, EC, EE, EG, ES, FI, GB, GD, GE, GH, GM, HR, HU, ID, IL, IN, IS, JP, KE, KG, KP, KR, KZ, LC, LK, LR, LS, LT, LU, LV, MA, MD, MG, MK, MN, MW, MX, MZ, NA, NI, NO, NZ, OM, PG, PH, PL, PT, RO, RU, SC, SD, SE, SG, SK, SL, SY, TJ, TM, TN, TR, TT, TZ, UA, UG, US, UZ, VC, VN, YU, ZA, ZM, ZW.
- (25) Filing Language: English
- (26) Publication Language: English
- (30) Priority Data: 60/493,109 5 August 2003 (05.08.2003) US (84) Designated States (unless otherwise indicated, for every kind of regional protection available): ARIPO (BW, GH, GM, KE, LS, MW, MZ, NA, SD, SI., SZ, TZ, UG, ZM, ZW), Eurasian (AM, AZ, BY, KG, KZ, MD, RU, TJ, TM), European (AT, BE, BG, CH, CY, CZ, DE, DK, EE, ES, FI, FR, GB, GR, HU, IE, IT, LU, MC, NL, PL, PT, RO, SE, SI, SK, TR), OAPI (BF, BJ, CF, CG, CI, CM, GA, GN, GQ, GW, ML, MR, NE, SN, TD, TG).
- (71) Applicant (for all designated States except US): 3M INNOVATIVE PROPERTIES COMPANY [US/US]; 3M Center, Post Office Box 33427, Saint Paul, Minnesota 55133-3427 (US).
- (72) Inventors; and
- (75) Inventors/Applicants (for US only): HAMMERBECK, David, M. [US/US]; Post Office Box 33427, Saint Paul, Minnesota 55133-3427 (US). GUY, Cynthia, A. [US/US]; Post Office Box 33427, Saint Paul, Minnesota 55133-3427

[Continued on next page]

(54) Title: FORMULATIONS CONTAINING AN IMMUNE RESPONSE MODIFIER



(57) Abstract: Pharmaceutical formulations in an aqueous (preferably, sprayable) formulation including an immune response modifier (IRM), such as those chosen from imidazoquinoline amines, tetrahydroimidazoquinoline amines, imidazopyridine amines, 6,7-fused cycloalkylimidazopyridine amines, 1,2-bridged imidazoquinoline amines, imidazonaphthyridine amines, imidazotetrahydronaphthyridine amines, oxazoloquinoline amines, thiazoloquinoline amines, oxazolopyridine amines, thiazolopyridine amines, oxazonaphthyridine amines, thiazolonaphthyridine amines, and 1*H*-imidazo dimers fused to pyridine amines, quinoline amines, tetrahydroquinoline amines, naphthyridine amines, or tetrahydronaphthyridine amines, are provided. In one embodiment, the aqueous formulations are advantageous for treatment and/or prevention of allergic rhinitis, viral infections, sinusitis, and asthma.

WO 2005/016275 A2



Declarations under Rule 4.17:

— as to applicant's entitlement to apply for and be granted a patent (Rule 4.17(ii)) for the following designations AE, AG, AL, AM, AT, AU, AZ, BA, BB, BG, BR, BW, BY, BZ, CA, CH, CN, CO, CR, CU, CZ, DE, DK, DM, DZ, EC, EE, EG, ES, FI, GB, GD, GE, GH, GM, HR, HU, ID, IL, IN, IS, JP, KE, KG, KP, KR, KZ, LC, LK, LR, LS, LT, LU, LV, MA, MD, MG, MK, MN, MW, MX, MZ, NA, NI, NO, NZ, OM, PG, PH, PL, PT, RO, RU, SC, SD, SE, SG, SK, SL, SY, TJ, TM, TN, TR, TT, TZ, UA, UG, UZ, VC, VN, YU, ZA, ZM, ZW, ARIPO patent (BW, GH, GM, KE, LS, MW, MZ, NA, SD, SL, SZ, TZ, UG, ZM, ZW), Eurasian patent (AM, AZ, BY, KG, KZ, MD, RU, TJ, TM), European patent (AT, BE, BG, CH, CY, CZ, DE, DK, EE, ES, FI, FR, GB, GR, HU, IE,

IT, LU, MC, NL, PL, PT, RO, SE, SI, SK, TR), OAPI patent (BF, BJ, CF, CG, CI, CM, GA, GN, GQ, GW, ML, MR, NE, SN, TD, TG)

— as to the applicant's entitlement to claim the priority of the earlier application (Rule 4.17(iii)) for all designations

Published:

— without international search report and to be republished upon receipt of that report

For two-letter codes and other abbreviations, refer to the "Guidance Notes on Codes and Abbreviations" appearing at the beginning of each regular issue of the PCT Gazette.

**FORMULATIONS CONTAINING
AN IMMUNE RESPONSE MODIFIER**

5

CROSS-REFERENCE TO RELATED APPLICATIONS

This application claims priority to U.S. Provisional Application Serial No. 60/493,109, filed August 5, 2003, which is incorporated herein by reference in its entirety.

10

FIELD OF THE INVENTION

The present invention is directed to pharmaceutical formulations that include at least one immune response modifier, such as those chosen from imidazoquinoline amines, tetrahydroimidazoquinoline amines, imidazopyridine amines, 6,7-fused cycloalkylimidazopyridine amines, 1,2-bridged imidazoquinoline amines, thiazoloquinoline amines, oxazoloquinoline amines, thiazolopyridine amines, oxazolopyridine amines, imidazonaphthyridine amines, imidazotetrahydronaphthyridine amines, and thiazolonaphthyridine amines, for example. Embodiments of the present invention are directed to aqueous (preferably sprayable) solutions. Other embodiments of the present invention are directed to various methods of use of the aqueous formulations.

20

BACKGROUND

Many imidazoquinoline amine, imidazopyridine amine, 6,7-fused cycloalkylimidazopyridine amine, 1,2-bridged imidazoquinoline amine, thiazoloquinoline amine, oxazoloquinoline amine, thiazolopyridine amine, oxazolopyridine amine, imidazonaphthyridine amine, imidazotetrahydronaphthyridine amine, and thiazolonaphthyridine amine compounds have demonstrated potent immunostimulating, antiviral and antitumor (including anticancer) activity, and have also been shown to be useful as vaccine adjuvants and treatment of TH2-mediated diseases. These compounds are hereinafter collectively referred to as "IRM" (immune response modifier) compounds.

30

The mechanism for the immunostimulatory activity of these IRM compounds is thought to be due in substantial part to enhancement of the immune response by induction of various important cytokines (e.g., interferons, interleukins, tumor necrosis factor, etc.).

Such compounds have been shown to stimulate a rapid release of certain monocyte/macrophage-derived cytokines and are also capable of stimulating B cells to secrete antibodies, which play an important role in these IRM compounds' activities. One of the predominant immunostimulating responses to these compounds is the induction of interferon (IFN)- α production, which is believed to be very important in the acute antiviral and antitumor activities seen. Moreover, up regulation of other cytokines such as, for example, tumor necrosis factor (TNF), Interleukin-1 (IL-1), IL-6, and IL-12 also have potentially beneficial activities and are believed to contribute to the antiviral and antitumor properties of these compounds.

Although some of the beneficial effects of IRMs are known, the ability to provide therapeutic benefit via topical application of an IRM compound for treatment of a particular condition at a particular location may be hindered by a variety of factors. These factors include irritation of the dermal or mucosal surface to which the formulation is applied, ciliary clearance of the formulation, formulation wash away, insolubility and/or degradation of the IRM compound in the formulation, physical instability of the formulation (e.g., separation of components, thickening, precipitation/agglomeration of active ingredient, and the like), and poor permeation, for example. Accordingly, there is a continuing need for new methods and formulations to provide the greatest therapeutic benefit from this class of compounds.

SUMMARY

The present invention is directed to aqueous formulations and methods of use. Preferably, such formulations are sprayable. Such formulations include: an immune response modifier; water; and a hydrophilic viscosity enhancing agent; with the proviso that the hydrophilic viscosity enhancing agent is not covalently bonded to the immune response modifier; wherein the formulation is a solution at room temperature and has a viscosity of less than 100 Centipoise (cps) at room temperature. Formulations of the present invention can provide desirable vehicles for immune response modifier compounds and can allow for easier manufacture and increased residence time of the immune response modifier, particularly on mucosal tissue.

In another embodiment, the present invention provides an aqueous sprayable formulation that includes: an immune response modifier selected from the group

consisting of imidazoquinoline amines, tetrahydroimidazoquinoline amines, imidazopyridine amines, 6,7-fused cycloalkylimidazopyridine amines, 1,2-bridged imidazoquinoline amines, imidazonaphthyridine amines, imidazotetrahydronaphthyridine amines, oxazoloquinoline amines, thiazoloquinoline amines, oxazolopyridine amines, 5 thiazolopyridine amines, oxazonaphthyridine amines, thiazolonaphthyridine amines, 1*H*-imidazo dimers fused to pyridine amines, quinoline amines, tetrahydroquinoline amines, naphthyridine amines, or tetrahydronaphthyridine amines, and combinations thereof; water; and a hydrophilic viscosity enhancing agent selected from the group consisting of cellulose ethers, polysaccharide gums, acrylic acid polymers, and combinations thereof; 10 with the proviso that the hydrophilic viscosity enhancing agent is not covalently bonded to the immune response modifier; wherein the formulation is a solution at room temperature and has a viscosity of less than 100 cps at room temperature.

The present invention also provides methods of using the formulations of the present invention. In one embodiment, the present invention provides a method for 15 delivering an immune response modifier to a nasal passage of a subject. The method includes: selecting a formulation that includes: an immune response modifier; water; and a hydrophilic viscosity enhancing agent; with the proviso that the hydrophilic viscosity enhancing agent is not covalently bonded to the immune response modifier; wherein the formulation is a solution at room temperature and has a viscosity of less than 100 cps at 20 room temperature; and applying the selected formulation into a nasal passage.

Other methods of the present invention are directed to methods of treating and/or preventing allergic rhinitis by applying (e.g., spraying) a formulation of the present invention into a nasal passage of a subject (typically, an animal, preferably, a mammal, and more preferably, a human). Other methods of the present invention are directed to 25 methods of treating and/or preventing a viral infection by applying (e.g., spraying) a formulation of the present invention into a nasal passage of a subject (typically, an animal, preferably, a mammal, and more preferably, a human). Other methods of the present invention are directed to methods of treating and/or preventing sinusitis by applying (e.g., spraying) a formulation of the present invention into a nasal passage of a subject 30 (typically, an animal, preferably, a mammal, and more preferably, a human). Other methods of the present invention are directed to methods of treating and/or preventing asthma by applying (e.g., spraying) a formulation of the present invention into the

respiratory tract of a subject (typically, an animal, preferably, a mammal, and more preferably, a human).

The present invention also provides a method of desensitizing a subject to an antigen. The method involves administering to the subject an IRM compound in a formulation of the present invention, after the subject has been sensitized to the antigen, in
5 an amount effective to desensitize the subject to the antigen. Preferably, the IRM compound is administered to the subject at least four hours prior to re-exposure of the subject to the antigen.

The term "solution" refers to a combination of two or more substances uniformly
10 dispersed throughout a single phase, so that the combination is homogeneous at the molecular or ionic level.

The terms "comprises" and variations thereof do not have a limiting meaning where these terms appear in the description and claims.

As used herein, "a," "an," "the," "at least one," and "one or more" are used
15 interchangeably. Thus, for example, an aqueous formulation that comprises "an" immune response modifier can be interpreted to mean that the formulation includes "one or more" immune response modifiers. Similarly, a formulation comprising "a" hydrophilic viscosity enhancing agent can be interpreted to mean that the formulation includes "one or more" hydrophilic viscosity enhancing agents.

Also herein, the recitations of numerical ranges by endpoints include all numbers
20 subsumed within that range (e.g., 1 to 5 includes 1, 1.5, 2, 2.75, 3, 3.80, 4, 5, etc.).

The above summary of the present invention is not intended to describe each disclosed embodiment or every implementation of the present invention. The description that follows more particularly exemplifies illustrative embodiments. In several places
25 throughout the application, guidance is provided through lists of examples, which examples can be used in various combinations. In each instance, the recited list serves only as a representative group and should not be interpreted as an exclusive list.

BRIEF DESCRIPTION OF THE DRAWINGS

30 Fig. 1 is a bar graph comparing viral titers in rats after treatment with vehicle, IFN- α , or IRM compound four hours before viral challenge.

Fig. 2 is a bar graph comparing viral titers in rats after treatment with vehicle, IFN- α , or IRM compound twenty-four hours and again at four hours before viral challenge.

DETAILED DESCRIPTION OF ILLUSTRATIVE EMBODIMENTS

5 The present invention provides aqueous (preferably, sprayable) formulations and methods of use. Such formulations include: an immune response modifier (IRM); water; and a hydrophilic viscosity enhancing agent; with the proviso that the hydrophilic viscosity enhancing agent is not covalently bonded to the immune response modifier; wherein the formulation is a solution at room temperature and has a viscosity of less than
10 100 cps at room temperature.

 Such formulations are in solution form at room temperature (i.e., 25°C-30°C). That is, the formulations include two or more substances uniformly dispersed throughout a single phase, so that the combination is homogeneous at the molecular or ionic level. Also, such formulations are sufficiently low in viscosity (less than 100 centipoise (cps)) at
15 room temperature. At such low viscosity level, the compositions are typically and preferably sprayable. In this context, "sprayable" means the formulation can be delivered using a conventional pump spray device, such as those described in *Encyclopedia of Pharmaceutical Technology*, Second Edition, 856-860, Marcel Dekker, Inc., 2002.

 Although preferred formulations are sprayable solutions, they do not have to be
20 administered to a subject by spraying. That is, formulations of the present invention can be administered to a subject (e.g., mammal, particularly a human) in various ways by spraying, injection, inhalation, etc. They can be administered, for example, intranasally, intraperitoneally, topically, orally, intratracheally via inhalation (e.g., from a nebulizer or spray pump atomizer), or subcutaneously.

25 Preferably, formulations of the present invention are administered intranasally by spraying into the nasal passages of a mammal. Depending on the particular IRM compound, IRM compound concentration, and formulation composition, the therapeutic effect of the IRM compound may extend only to the superficial layers of the nasal passages or to tissues below the surface. In some embodiments, the above-described
30 formulations are particularly advantageous for application for a period of time sufficient to obtain a desired therapeutic effect without undesired systemic absorption of the IRM.

In certain embodiments the immune response modifier is a positively charged immune response modifier. Analogously, in certain embodiments, the hydrophilic viscosity enhancing agent is negatively charged.

5 IRM Compounds

Preferred IRM compounds suitable for use in the formulations of the invention preferably include compounds having a 2-aminopyridine fused to a five membered nitrogen-containing heterocyclic ring. Other small organic molecules known to function as IRM compounds are also suitable for use in the formulations of the invention.

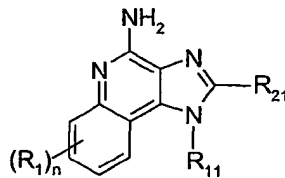
10 Certain IRMs are small organic molecules (e.g., molecular weight under about 1000 Daltons, preferably under about 500 Daltons, as opposed to large biologic protein, peptides, and the like) such as those disclosed in, for example, U.S. Patent Nos. 4,689,338; 4,929,624; 4,988,815; 5,037,986; 5,175,296; 5,238,944; 5,266,575; 5,268,376; 5,346,905; 5,352,784; 5,367,076; 5,389,640; 5,395,937; 5,446,153; 5,482,936; 5,693,811; 5,741,908; 15 5,756,747; 5,939,090; 6,039,969; 6,083,505; 6,110,929; 6,194,425; 6,245,776; 6,331,539; 6,376,669; 6,451,810; 6,525,064; 6,545,016; 6,545,017; 6,558,951; 6,573,273; 6,656,938; 6,660,735; 6,660,747; 6,664,260; 6,664,264; 6,664,265; 6,667,312; 6,670,372; 6,677,347; 6,677,348; 6,677,349; 6,683,088; 6,756,382; European Patent 0 394 026; U.S. Patent Publication Nos. 2002/0016332; 2002/0055517; 2002/0110840; 2003/0133913; 20 2003/0199538; and 2004/0014779; and International Patent Publication No. WO 04/058759.

IRM compounds suitable for use in the invention preferably include compounds having a 2-aminopyridine fused to a five membered nitrogen-containing heterocyclic ring. Such compounds include, for example, imidazoquinoline amines, including but not limited 25 to, substituted imidazoquinoline amines such as, for example, amide substituted imidazoquinoline amines, sulfonamide substituted imidazoquinoline amines, urea substituted imidazoquinoline amines, aryl ether substituted imidazoquinoline amines, heterocyclic ether substituted imidazoquinoline amines, amido ether substituted imidazoquinoline amines, sulfonamido ether substituted imidazoquinoline amines, urea 30 substituted imidazoquinoline ethers, thioether substituted imidazoquinoline amines, and 6-, 7-, 8-, or 9-aryl or heteroaryl substituted imidazoquinoline amines; tetrahydroimidazoquinoline amines, including but not limited to, amide substituted

tetrahydroimidazoquinoline amines, sulfonamide substituted tetrahydroimidazoquinoline
 amines, urea substituted tetrahydroimidazoquinoline amines, aryl ether substituted
 tetrahydroimidazoquinoline amines, heterocyclic ether substituted
 tetrahydroimidazoquinoline amines, amido ether substituted tetrahydroimidazoquinoline
 amines, sulfonamido ether substituted tetrahydroimidazoquinoline amines, urea substituted
 5 tetrahydroimidazoquinoline ethers, and thioether substituted tetrahydroimidazoquinoline
 amines; imidazopyridine amines, including but not limited to, amide substituted
 imidazopyridine amines, sulfonamide substituted imidazopyridine amines, urea substituted
 imidazopyridine amines, aryl ether substituted imidazopyridine amines, heterocyclic ether
 10 substituted imidazopyridine amines, amido ether substituted imidazopyridine amines,
 sulfonamido ether substituted imidazopyridine amines, urea substituted imidazopyridine
 ethers, and thioether substituted imidazopyridine amines; 1,2-bridged imidazoquinoline
 amines; 6,7-fused cycloalkylimidazopyridine amines; imidazonaphthyridine amines;
 imidazotetrahydronaphthyridine amines; oxazoloquinoline amines; thiazoloquinoline
 15 amines; oxazolopyridine amines; thiazolopyridine amines; oxazolophthyridine amines;
 thiazolonaphthyridine amines; and 1*H*-imidazo dimers fused to pyridine amines, quinoline
 amines, tetrahydroquinoline amines, naphthyridine amines, or tetrahydronaphthyridine
 amines.

20 Exemplary IRM Compounds

In certain embodiments of the present invention the IRM compound can be chosen
 from 1*H*-imidazo[4,5-*c*]quinolin-4-amines defined by one of Formulas I-V below:



I

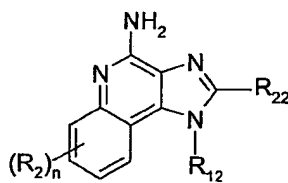
25 wherein

R₁₁ is selected from alkyl of one to ten carbon atoms, hydroxyalkyl of one to six
 carbon atoms, acyloxyalkyl wherein the acyloxy moiety is alkanoyloxy of two to four
 carbon atoms or benzoyloxy, and the alkyl moiety contains one to six carbon atoms,
 benzyl, (phenyl)ethyl and phenyl, said benzyl, (phenyl)ethyl or phenyl substituent being

optionally substituted on the benzene ring by one or two moieties independently selected from alkyl of one to four carbon atoms, alkoxy of one to four carbon atoms and halogen, with the proviso that if said benzene ring is substituted by two of said moieties, then said moieties together contain no more than six carbon atoms;

5 R_{21} is selected from hydrogen, alkyl of one to eight carbon atoms, benzyl, (phenyl)ethyl and phenyl, the benzyl, (phenyl)ethyl or phenyl substituent being optionally substituted on the benzene ring by one or two moieties independently selected from alkyl of one to four carbon atoms, alkoxy of one to four carbon atoms and halogen, with the proviso that when the benzene ring is substituted by two of said moieties, then the
10 moieties together contain no more than six carbon atoms; and

each R_1 is independently selected from alkoxy of one to four carbon atoms, halogen, and alkyl of one to four carbon atoms, and n is an integer from 0 to 2, with the proviso that if n is 2, then said R_1 groups together contain no more than six carbon atoms;



II

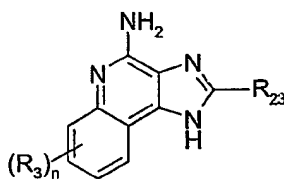
15

wherein

R_{12} is selected from straight chain or branched chain alkenyl containing two to ten carbon atoms and substituted straight chain or branched chain alkenyl containing two to ten carbon atoms, wherein the substituent is selected from straight chain or branched chain
20 alkyl containing one to four carbon atoms and cycloalkyl containing three to six carbon atoms; and cycloalkyl containing three to six carbon atoms substituted by straight chain or branched chain alkyl containing one to four carbon atoms; and

R_{22} is selected from hydrogen, straight chain or branched chain alkyl containing one to eight carbon atoms, benzyl, (phenyl)ethyl and phenyl, the benzyl, (phenyl)ethyl or
25 phenyl substituent being optionally substituted on the benzene ring by one or two moieties independently selected from straight chain or branched chain alkyl containing one to four carbon atoms, straight chain or branched chain alkoxy containing one to four carbon atoms, and halogen, with the proviso that when the benzene ring is substituted by two such moieties, then the moieties together contain no more than six carbon atoms; and

each R_2 is independently selected from straight chain or branched chain alkoxy containing one to four carbon atoms, halogen, and straight chain or branched chain alkyl containing one to four carbon atoms, and n is an integer from zero to 2, with the proviso that if n is 2, then said R_2 groups together contain no more than six carbon atoms;

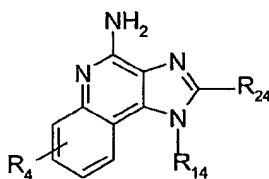


III

wherein

R_{23} is selected from hydrogen, straight chain or branched chain alkyl of one to eight carbon atoms, benzyl, (phenyl)ethyl and phenyl, the benzyl, (phenyl)ethyl or phenyl substituent being optionally substituted on the benzene ring by one or two moieties independently selected from straight chain or branched chain alkyl of one to four carbon atoms, straight chain or branched chain alkoxy of one to four carbon atoms, and halogen, with the proviso that when the benzene ring is substituted by two such moieties, then the moieties together contain no more than six carbon atoms; and

each R_3 is independently selected from straight chain or branched chain alkoxy of one to four carbon atoms, halogen, and straight chain or branched chain alkyl of one to four carbon atoms, and n is an integer from zero to 2, with the proviso that if n is 2, then said R_3 groups together contain no more than six carbon atoms;



IV

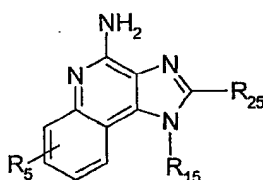
wherein

R_{14} is $-CHR_xR_y$ wherein R_y is hydrogen or a carbon-carbon bond, with the proviso that when R_y is hydrogen R_x is alkoxy of one to four carbon atoms, hydroxyalkoxy of one to four carbon atoms, 1-alkynyl of two to ten carbon atoms, tetrahydropyranyl, alkoxyalkyl wherein the alkoxy moiety contains one to four carbon atoms and the alkyl moiety contains one to four carbon atoms, or 2-, 3-, or 4-pyridyl, and with the further

proviso that when R_y is a carbon-carbon bond R_y and R_x together form a tetrahydrofuranyl group optionally substituted with one or more substituents independently selected from hydroxy and hydroxyalkyl of one to four carbon atoms;

5 R_{24} is selected from hydrogen, alkyl of one to four carbon atoms, phenyl, and substituted phenyl wherein the substituent is selected from alkyl of one to four carbon atoms, alkoxy of one to four carbon atoms, and halogen; and

R_4 is selected from hydrogen, straight chain or branched chain alkoxy containing one to four carbon atoms, halogen, and straight chain or branched chain alkyl containing one to four carbon atoms;



10

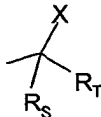
V

wherein

R_{15} is selected from hydrogen; straight chain or branched chain alkyl containing one to ten carbon atoms and substituted straight chain or branched chain alkyl containing
 15 one to ten carbon atoms, wherein the substituent is selected from cycloalkyl containing three to six carbon atoms and cycloalkyl containing three to six carbon atoms substituted by straight chain or branched chain alkyl containing one to four carbon atoms; straight chain or branched chain alkenyl containing two to ten carbon atoms and substituted
 20 straight chain or branched chain alkenyl containing two to ten carbon atoms, wherein the substituent is selected from cycloalkyl containing three to six carbon atoms and cycloalkyl containing three to six carbon atoms substituted by straight chain or branched chain alkyl containing one to four carbon atoms; hydroxyalkyl of one to six carbon atoms; alkoxyalkyl wherein the alkoxy moiety contains one to four carbon atoms and the alkyl moiety
 25 contains one to six carbon atoms; acyloxyalkyl wherein the acyloxy moiety is alkanoyloxy of two to four carbon atoms or benzoyloxy, and the alkyl moiety contains one to six carbon atoms; benzyl; (phenyl)ethyl; and phenyl; said benzyl, (phenyl)ethyl or phenyl substituent being optionally substituted on the benzene ring by one or two moieties independently selected from alkyl of one to four carbon atoms, alkoxy of one to four

carbon atoms, and halogen, with the proviso that when said benzene ring is substituted by two of said moieties, then the moieties together contain no more than six carbon atoms;

R₂₅ is



5 wherein

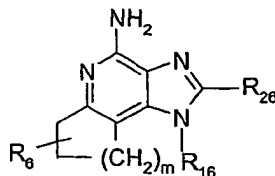
R_S and R_T are independently selected from hydrogen, alkyl of one to four carbon atoms, phenyl, and substituted phenyl wherein the substituent is selected from alkyl of one to four carbon atoms, alkoxy of one to four carbon atoms, and halogen;

X is selected from alkoxy containing one to four carbon atoms, alkoxyalkyl
 10 wherein the alkoxy moiety contains one to four carbon atoms and the alkyl moiety contains one to four carbon atoms, hydroxyalkyl of one to four carbon atoms, haloalkyl of one to four carbon atoms, alkylamido wherein the alkyl group contains one to four carbon atoms, amino, substituted amino wherein the substituent is alkyl or hydroxyalkyl of one to four carbon atoms, azido, chloro, hydroxy, 1-morpholino, 1-pyrrolidino, alkylthio of one
 15 to four carbon atoms; and

R₅ is selected from hydrogen, straight chain or branched chain alkoxy containing one to four carbon atoms, halogen, and straight chain or branched chain alkyl containing one to four carbon atoms;

and pharmaceutically acceptable salts of any of the foregoing.

20 In another embodiment, the IRM compound can be chosen from 6,7 fused cycloalkylimidazopyridine amines defined by Formula VI below:



VI

wherein

25 m is 1, 2, or 3;

R₁₆ is selected from hydrogen; cyclic alkyl of three, four, or five carbon atoms; straight chain or branched chain alkyl containing one to ten carbon atoms and substituted

straight chain or branched chain alkyl containing one to ten carbon atoms, wherein the substituent is selected from cycloalkyl containing three to six carbon atoms and cycloalkyl containing three to six carbon atoms substituted by straight chain or branched chain alkyl containing one to four carbon atoms; fluoro- or chloroalkyl containing from one to ten carbon atoms and one or more fluorine or chlorine atoms; straight chain or branched chain alkenyl containing two to ten carbon atoms and substituted straight chain or branched chain alkenyl containing two to ten carbon atoms, wherein the substituent is selected from cycloalkyl containing three to six carbon atoms and cycloalkyl containing three to six carbon atoms substituted by straight chain or branched chain alkyl containing one to four carbon atoms; hydroxyalkyl of one to six carbon atoms; alkoxyalkyl wherein the alkoxy moiety contains one to four carbon atoms and the alkyl moiety contains one to six carbon atoms; acyloxyalkyl wherein the acyloxy moiety is alkanoyloxy of two to four carbon atoms or benzoyloxy, and the alkyl moiety contains one to six carbon atoms, with the proviso that any such alkyl, substituted alkyl, alkenyl, substituted alkenyl, hydroxyalkyl, alkoxyalkyl, or acyloxyalkyl group does not have a fully carbon substituted carbon atom bonded directly to the nitrogen atom; benzyl; (phenyl)ethyl; and phenyl; said benzyl, (phenyl)ethyl or phenyl substituent being optionally substituted on the benzene ring by one or two moieties independently selected from alkyl of one to four carbon atoms, alkoxy of one to four carbon atoms, and halogen, with the proviso that when said benzene ring is substituted by two of said moieties, then the moieties together contain no more than six carbon atoms; and $-CHR_xR_y$ wherein

R_y is hydrogen or a carbon-carbon bond, with the proviso that when R_y is hydrogen R_x is alkoxy of one to four carbon atoms, hydroxyalkoxy of one to four carbon atoms, 1-alkynyl of two to ten carbon atoms, tetrahydropyranyl, alkoxyalkyl wherein the alkoxy moiety contains one to four carbon atoms and the alkyl moiety contains one to four carbon atoms, 2-, 3-, or 4-pyridyl, and with the further proviso that when R_y is a carbon-carbon bond R_y and R_x together form a tetrahydrofuranyl group optionally substituted with one or more substituents independently selected from hydroxy and hydroxyalkyl of one to four carbon atoms;

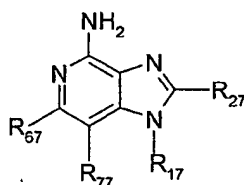
R_{26} is selected from hydrogen; straight chain or branched chain alkyl containing one to eight carbon atoms; straight chain or branched chain hydroxyalkyl containing one

to six carbon atoms; morpholinoalkyl; benzyl; (phenyl)ethyl; and phenyl, the benzyl, (phenyl)ethyl, or phenyl substituent being optionally substituted on the benzene ring by a moiety selected from methyl, methoxy, and halogen; and $-C(R_S)(R_T)(X)$ wherein R_S and R_T are independently selected from hydrogen, alkyl of one to four carbon atoms, phenyl, and substituted phenyl wherein the substituent is selected from alkyl of one to four carbon atoms, alkoxy of one to four carbon atoms, and halogen;

X is selected from alkoxy containing one to four carbon atoms, alkoxyalkyl wherein the alkoxy moiety contains one to four carbon atoms and the alkyl moiety contains one to four carbon atoms, haloalkyl of one to four carbon atoms, alkylamido wherein the alkyl group contains one to four carbon atoms, amino, substituted amino wherein the substituent is alkyl or hydroxyalkyl of one to four carbon atoms, azido, alkylthio of one to four carbon atoms, and morpholinoalkyl wherein the alkyl moiety contains one to four carbon atoms; and

R_6 is selected from hydrogen, fluoro, chloro, straight chain or branched chain alkyl containing one to four carbon atoms, and straight chain or branched chain fluoro- or chloroalkyl containing one to four carbon atoms and at least one fluorine or chlorine atom; and pharmaceutically acceptable salts thereof.

In another embodiment, the IRM compound can be chosen from imidazopyridine amines defined by Formula VII below:



VII

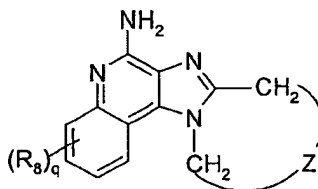
wherein

R_{17} is selected from hydrogen; $-CH_2R_W$ wherein R_W is selected from straight chain, branched chain, or cyclic alkyl containing one to ten carbon atoms, straight chain or branched chain alkenyl containing two to ten carbon atoms, straight chain or branched chain hydroxyalkyl containing one to six carbon atoms, alkoxyalkyl wherein the alkoxy moiety contains one to four carbon atoms and the alkyl moiety contains one to six carbon atoms, and phenylethyl; and $-CH=CR_ZR_Z$ wherein each R_Z is independently straight chain, branched chain, or cyclic alkyl of one to six carbon atoms;

R_{27} is selected from hydrogen; straight chain or branched chain alkyl containing one to eight carbon atoms; straight chain or branched chain hydroxyalkyl containing one to six carbon atoms; alkoxyalkyl wherein the alkoxy moiety contains one to four carbon atoms and the alkyl moiety contains one to six carbon atoms; benzyl, (phenyl)ethyl and phenyl, the benzyl, (phenyl)ethyl and phenyl being optionally substituted on the benzene ring by a moiety selected from methyl, methoxy, and halogen; and morpholinoalkyl wherein the alkyl moiety contains one to four carbon atoms;

R_{67} and R_{77} are independently selected from hydrogen and alkyl of one to five carbon atoms, with the proviso that R_{67} and R_{77} taken together contain no more than six carbon atoms, and with the further proviso that when R_{77} is hydrogen then R_{67} is other than hydrogen and R_{27} is other than hydrogen or morpholinoalkyl, and with the further proviso that when R_{67} is hydrogen then R_{77} and R_{27} are other than hydrogen; and pharmaceutically acceptable salts thereof.

In another embodiment, the IRM compound can be chosen from 1,2 bridged imidazoquinoline amines defined by Formula VIII below:



VIII

wherein

Z is selected from

20 $-(CH_2)_p-$ wherein p is 1 to 4;

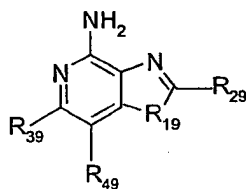
$-(CH_2)_a-C(R_D R_E)(CH_2)_b-$, wherein a and b are integers and a+b is 0 to 3, R_D is hydrogen or alkyl of one to four carbon atoms, and R_E is selected from alkyl of one to four carbon atoms, hydroxy, $-OR_F$ wherein R_F is alkyl of one to four carbon atoms, and $-NR_G R'_G$ wherein R_G and R'_G are independently hydrogen or alkyl of one to four carbon atoms; and

25 $-(CH_2)_a-(Y)-(CH_2)_b-$ wherein a and b are integers and a+b is 0 to 3, and Y is O, S, or $-NR_J-$ wherein R_J is hydrogen or alkyl of one to four carbon atoms;

q is 0 or 1; and

R₃ is selected from alkyl of one to four carbon atoms, alkoxy of one to four carbon atoms, and halogen,
and pharmaceutically acceptable salts thereof.

In another embodiment, the IRM compound can be chosen from thiazoloquinoline amines, oxazoloquinoline amines, thiazolopyridine amines, oxazolopyridine amines,
5 thiazolonaphthyridine amines and oxazonaphthyridine amines defined by Formula IX
below:



IX

10

wherein:

R₁₉ is selected from oxygen, sulfur and selenium;

R₂₉ is selected from

- hydrogen;
- 15 -alkyl;
- alkyl-OH;
- haloalkyl;
- alkenyl;
- alkyl-X-alkyl;
- 20 -alkyl-X-alkenyl;
- alkenyl-X-alkyl;
- alkenyl-X-alkenyl;
- alkyl-N(R₅₉)₂;
- alkyl-N₃;
- 25 -alkyl-O-C(O)-N(R₅₉)₂;
- heterocyclyl;
- alkyl-X-heterocyclyl;
- alkenyl-X-heterocyclyl;
- aryl;

-alkyl-X-aryl;
 -alkenyl-X-aryl;
 -heteroaryl;
 -alkyl-X-heteroaryl; and
 -alkenyl-X-heteroaryl;

5

R₃₉ and R₄₉ are each independently:

-hydrogen;
 -X-alkyl;
 -halo;
 -haloalkyl;
 -N(R₅₉)₂;

10

or when taken together, R₃₉ and R₄₉ form a fused aromatic, heteroaromatic, cycloalkyl or heterocyclic ring;

X is selected from -O-, -S-, -NR₅₉-, -C(O)-, -C(O)O-, -OC(O)-, and a bond;

15

and

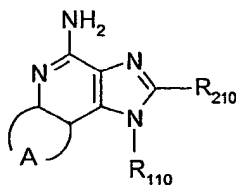
each R₅₉ is independently H or C₁₋₈alkyl;

and pharmaceutically acceptable salts thereof.

In another embodiment, the IRM compound can be chosen from imidazonaphthyridine amines and imidazotetrahydronaphthyridine amines defined by

20

Formulas X and XI below:



X

wherein

A is =N-CR=CR-CR=; =CR-N=CR-CR=; =CR-CR=N-CR=; or
 =CR-CR=CR-N=;

25

R₁₁₀ is selected from:

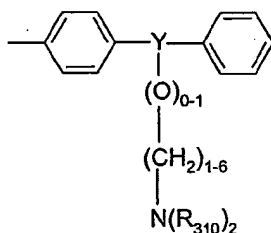
- hydrogen;

-C₁₋₂₀ alkyl or C₂₋₂₀ alkenyl that is unsubstituted or substituted by one or more

substituents selected from:

- aryl;
- heteroaryl;
- heterocyclyl;
- O-C₁₋₂₀ alkyl;
- 5 -O-(C₁₋₂₀ alkyl)₀₋₁-aryl;
- O-(C₁₋₂₀ alkyl)₀₋₁-heteroaryl;
- O-(C₁₋₂₀ alkyl)₀₋₁-heterocyclyl;
- CO-O-C₁₋₂₀ alkyl;
- S(O)₀₋₂-C₁₋₂₀ alkyl;
- 10 -S(O)₀₋₂-(C₁₋₂₀ alkyl)₀₋₁-aryl;
- S(O)₀₋₂-(C₁₋₂₀ alkyl)₀₋₁-heteroaryl;
- S(O)₀₋₂-(C₁₋₂₀ alkyl)₀₋₁-heterocyclyl;
- N(R₃₁₀)₂;
- N₃;
- 15 oxo;
- halogen;
- NO₂;
- OH; and
- SH; and
- 20 -C₁₋₂₀ alkyl-NR₃₁₀-Q-X-R₄₁₀ or -C₂₋₂₀ alkenyl-NR₃₁₀-Q-X-R₄₁₀ wherein Q is -CO- or -SO₂-; X is a bond, -O- or -NR₃₁₀- and R₄₁₀ is aryl; heteroaryl; heterocyclyl; or -C₁₋₂₀ alkyl or C₂₋₂₀ alkenyl that is unsubstituted or substituted by one or more substituents selected from:
- aryl;
- 25 -heteroaryl;
- heterocyclyl;
- O-C₁₋₂₀ alkyl;
- O-(C₁₋₂₀ alkyl)₀₋₁-aryl;
- O-(C₁₋₂₀ alkyl)₀₋₁-heteroaryl;
- 30 -O-(C₁₋₂₀ alkyl)₀₋₁-heterocyclyl;
- CO-O-C₁₋₂₀ alkyl;
- S(O)₀₋₂-C₁₋₂₀ alkyl;

- S(O)₀₋₂-(C₁₋₂₀ alkyl)₀₋₁-aryl;
 -S(O)₀₋₂-(C₁₋₂₀ alkyl)₀₋₁-heteroaryl;
 -S(O)₀₋₂-(C₁₋₂₀ alkyl)₀₋₁-heterocyclyl;
 -N(R₃₁₀)₂;
 5 -NR₃₁₀-CO-O-C₁₋₂₀ alkyl;
 -N₃;
 oxo;
 -halogen;
 -NO₂;
 10 -OH; and
 -SH; or R₄₁₀ is



wherein Y is -N- or -CR-;

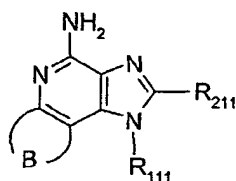
R₂₁₀ is selected from:

- 15 -hydrogen;
 -C₁₋₁₀ alkyl;
 -C₂₋₁₀ alkenyl;
 -aryl;
 -C₁₋₁₀ alkyl-O-C₁₋₁₀ alkyl;
 20 -C₁₋₁₀ alkyl-O-C₂₋₁₀ alkenyl; and
 -C₁₋₁₀ alkyl or C₂₋₁₀ alkenyl substituted by one or more substituents selected
 from:
- 25 -OH;
 -halogen;
 -N(R₃₁₀)₂;
 -CO-N(R₃₁₀)₂;
 -CO-C₁₋₁₀ alkyl;
 -N₃;

-aryl;
 -heteroaryl;
 -heterocyclyl;
 -CO-aryl; and
 -CO-heteroaryl;

5

each R_{310} is independently selected from hydrogen and C_{1-10} alkyl; and
 each R is independently selected from hydrogen, C_{1-10} alkyl, C_{1-10} alkoxy, halogen
 and trifluoromethyl;



10

XI

wherein

B is $-NR-C(R)_2-C(R)_2-C(R)_2-$; $-C(R)_2-NR-C(R)_2-C(R)_2-$;
 $-C(R)_2-C(R)_2-NR-C(R)_2-$ or $-C(R)_2-C(R)_2-C(R)_2-NR-$;

R_{111} is selected from:

15

- hydrogen;

$-C_{1-20}$ alkyl or C_{2-20} alkenyl that is unsubstituted or substituted by one or more
 substituents selected from:

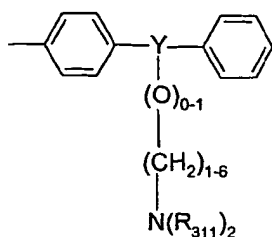
-aryl;
 -heteroaryl;
 -heterocyclyl;
 -O- C_{1-20} alkyl;
 -O-(C_{1-20} alkyl) $_{0-1}$ -aryl;
 -O-(C_{1-20} alkyl) $_{0-1}$ -heteroaryl;
 -O-(C_{1-20} alkyl) $_{0-1}$ -heterocyclyl;
 -CO-O- C_{1-20} alkyl;
 -S(O) $_{0-2}$ - C_{1-20} alkyl;
 -S(O) $_{0-2}$ -(C_{1-20} alkyl) $_{0-1}$ -aryl;
 -S(O) $_{0-2}$ -(C_{1-20} alkyl) $_{0-1}$ -heteroaryl;
 -S(O) $_{0-2}$ -(C_{1-20} alkyl) $_{0-1}$ -heterocyclyl;

25

-N(R₃₁₁)₂;
 -N₃;
 oxo;
 -halogen;
 5 -NO₂;
 -OH; and
 -SH; and

-C₁₋₂₀ alkyl-NR₃₁₁-Q-X-R₄₁₁ or -C₂₋₂₀ alkenyl-NR₃₁₁-Q-X-R₄₁₁ wherein Q is -CO-
 or -SO₂-; X is a bond, -O- or -NR₃₁₁- and R₄₁₁ is aryl; heteroaryl; heterocyclyl; or -C₁₋₂₀
 10 alkyl or C₂₋₂₀ alkenyl that is unsubstituted or substituted by one or more substituents
 selected from:

-aryl;
 -heteroaryl;
 -heterocyclyl;
 15 -O-C₁₋₂₀ alkyl;
 -O-(C₁₋₂₀ alkyl)₀₋₁-aryl;
 -O-(C₁₋₂₀ alkyl)₀₋₁-heteroaryl;
 -O-(C₁₋₂₀ alkyl)₀₋₁-heterocyclyl;
 -CO-O-C₁₋₂₀ alkyl;
 20 -S(O)₀₋₂-C₁₋₂₀ alkyl;
 -S(O)₀₋₂-(C₁₋₂₀ alkyl)₀₋₁-aryl;
 -S(O)₀₋₂-(C₁₋₂₀ alkyl)₀₋₁-heteroaryl;
 -S(O)₀₋₂-(C₁₋₂₀ alkyl)₀₋₁-heterocyclyl;
 -N(R₃₁₁)₂;
 25 -NR₃₁₁-CO-O-C₁₋₂₀ alkyl;
 -N₃;
 oxo;
 -halogen;
 -NO₂;
 30 -OH; and
 -SH; or R₄₁₁ is



wherein Y is -N- or -CR-;

R₂₁₁ is selected from:

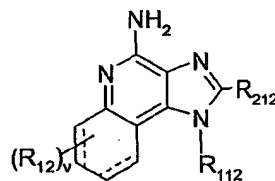
- hydrogen;
- 5 -C₁₋₁₀ alkyl;
- C₂₋₁₀ alkenyl;
- aryl;
- C₁₋₁₀ alkyl -O-C₁₋₁₀-alkyl;
- C₁₋₁₀ alkyl-O-C₂₋₁₀ alkenyl; and
- 10 -C₁₋₁₀ alkyl or C₂₋₁₀ alkenyl substituted by one or more substituents selected
- from:

- OH;
- halogen;
- N(R₃₁₁)₂;
- 15 -CO-N(R₃₁₁)₂;
- CO-C₁₋₁₀ alkyl;
- N₃;
- aryl;
- heteroaryl;
- 20 -heterocyclyl;
- CO-aryl; and
- CO-heteroaryl;

each R₃₁₁ is independently selected from hydrogen and C₁₋₁₀ alkyl; and

- each R is independently selected from hydrogen, C₁₋₁₀ alkyl, C₁₋₁₀ alkoxy, halogen,
- 25 and trifluoromethyl;
- and pharmaceutically acceptable salts thereof.

In another embodiment, the IRM compound can be chosen from 1H-imidazo[4,5-c]quinolin-4-amines and tetrahydro-1H-imidazo[4,5-c]quinolin-4-amines defined by Formulas XII, XIII and XIV below:



XII

5

wherein

R₁₁₂ is -alkyl-NR₃₁₂-CO-R₄₁₂ or -alkenyl-NR₃₁₂-CO-R₄₁₂ wherein R₄₁₂ is aryl, heteroaryl, alkyl or alkenyl, each of which may be unsubstituted or substituted by one or more substituents selected from:

10

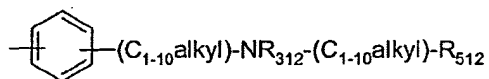
- alkyl;
- alkenyl;
- alkynyl;
- (alkyl)₀₋₁-aryl;
- (alkyl)₀₋₁-(substituted aryl);
- (alkyl)₀₋₁-heteroaryl;
- (alkyl)₀₋₁-(substituted heteroaryl);
- O-alkyl;
- O-(alkyl)₀₋₁-aryl;
- O-(alkyl)₀₋₁-(substituted aryl);
- O-(alkyl)₀₋₁-heteroaryl;
- O-(alkyl)₀₋₁-(substituted heteroaryl);
- CO-aryl;
- CO-(substituted aryl);
- CO-heteroaryl;
- CO-(substituted heteroaryl);
- COOH;
- CO-O-alkyl;
- CO-alkyl;

15

20

25

- S(O)₀₋₂-alkyl;
 -S(O)₀₋₂-(alkyl)₀₋₁-aryl;
 -S(O)₀₋₂-(alkyl)₀₋₁-(substituted aryl);
 -S(O)₀₋₂-(alkyl)₀₋₁-heteroaryl;
 5 -S(O)₀₋₂-(alkyl)₀₋₁-(substituted heteroaryl);
 -P(O)(OR₃₁₂)₂;
 -NR₃₁₂-CO-O-alkyl;
 -N₃;
 -halogen;
 10 -NO₂;
 -CN;
 -haloalkyl;
 -O-haloalkyl;
 -CO-haloalkyl;
 15 -OH;
 -SH; and in the case that R₄₁₂ is alkyl, alkenyl, or heterocyclyl, oxo;
 or R₄₁₂ is



20 wherein R₅₁₂ is an aryl, (substituted aryl), heteroaryl, (substituted heteroaryl), heterocyclyl or (substituted heterocyclyl) group;

R₂₁₂ is selected from:

- hydrogen;
 -alkyl;
 25 -alkenyl;
 -aryl;
 -(substituted aryl);
 -heteroaryl;
 -(substituted heteroaryl);
 30 -heterocyclyl;
 -(substituted heterocyclyl);

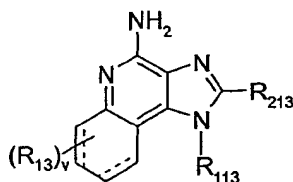
-alkyl-O-alkyl;
 -alkyl-O-alkenyl; and
 -alkyl or alkenyl substituted by one or more substituents selected
 from:

- 5 -OH;
 -halogen;
 -N(R₃₁₂)₂;
 -CO-N(R₃₁₂)₂;
 -CO-C₁₋₁₀ alkyl;
 10 -CO-O-C₁₋₁₀ alkyl;
 -N₃;
 -aryl;
 -(substituted aryl);
 -heteroaryl;
 15 -(substituted heteroaryl);
 -heterocyclyl;
 -(substituted heterocyclyl);
 -CO-aryl; and
 -CO-heteroaryl;

20 each R₃₁₂ is independently selected from hydrogen; C₁₋₁₀ alkyl-heteroaryl; C₁₋₁₀
 alkyl-(substituted heteroaryl); C₁₋₁₀ alkyl-aryl; C₁₋₁₀ alkyl-(substituted aryl) and C₁₋₁₀
 alkyl;

v is 0 to 4;

25 and each R₁₂ present is independently selected from C₁₋₁₀ alkyl, C₁₋₁₀ alkoxy,
 halogen, and trifluoromethyl;



XIII

wherein

R_{113} is -alkyl-NR₃₁₃-SO₂-X-R₄₁₃ or -alkenyl-NR₃₁₃-SO₂-X-R₄₁₃;

X is a bond or -NR₅₁₃-;

R₄₁₃ is aryl, heteroaryl, heterocyclyl, alkyl or alkenyl, each of which may be unsubstituted or substituted by one or more substituents selected from:

- 5 -alkyl;
 -alkenyl;
 -aryl;
 -heteroaryl;
 -heterocyclyl;
10 -substituted cycloalkyl;
 -substituted aryl;
 -substituted heteroaryl;
 -substituted heterocyclyl;
 -O-alkyl;
15 -O-(alkyl)₀₋₁-aryl;
 -O-(alkyl)₀₋₁-substituted aryl;
 -O-(alkyl)₀₋₁-heteroaryl;
 -O-(alkyl)₀₋₁-substituted heteroaryl;
 -O-(alkyl)₀₋₁-heterocyclyl;
20 -O-(alkyl)₀₋₁-substituted heterocyclyl;
 -COOH;
 -CO-O-alkyl;
 -CO-alkyl;
 -S(O)₀₋₂-alkyl;
25 -S(O)₀₋₂-(alkyl)₀₋₁-aryl;
 -S(O)₀₋₂-(alkyl)₀₋₁-substituted aryl;
 -S(O)₀₋₂-(alkyl)₀₋₁-heteroaryl;
 -S(O)₀₋₂-(alkyl)₀₋₁-substituted heteroaryl;
 -S(O)₀₋₂-(alkyl)₀₋₁-heterocyclyl;
30 -S(O)₀₋₂-(alkyl)₀₋₁-substituted heterocyclyl;
 -(alkyl)₀₋₁-NR₃₁₃R₃₁₃;
 -(alkyl)₀₋₁-NR₃₁₃-CO-O-alkyl;

- (alkyl)₀₋₁-NR₃₁₃-CO-alkyl;
- (alkyl)₀₋₁-NR₃₁₃-CO-aryl;
- (alkyl)₀₋₁-NR₃₁₃-CO-substituted aryl;
- (alkyl)₀₋₁-NR₃₁₃-CO-heteroaryl;
- 5 -(alkyl)₀₋₁-NR₃₁₃-CO-substituted heteroaryl;
- N₃;
- halogen;
- haloalkyl;
- haloalkoxy;
- 10 -CO-haloalkyl;
- CO-haloalkoxy;
- NO₂;
- CN;
- OH;
- 15 -SH; and in the case that R₄₁₃ is alkyl, alkenyl, or heterocyclyl, oxo;

R₂₁₃ is selected from:

- hydrogen;
- alkyl;
- alkenyl;
- 20 -aryl;
- substituted aryl;
- heteroaryl;
- substituted heteroaryl;
- alkyl-O-alkyl;
- 25 - alkyl-O- alkenyl; and
- alkyl or alkenyl substituted by one or more substituents selected
from:
- OH;
- halogen;
- 30 -N(R₃₁₃)₂;
- CO-N(R₃₁₃)₂;
- CO-C₁₋₁₀ alkyl;

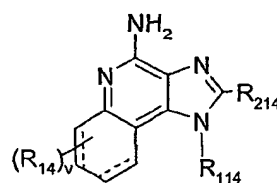
- CO-O-C₁₋₁₀ alkyl;
 -N₃;
 -aryl;
 -substituted aryl;
 5 -heteroaryl;
 -substituted heteroaryl;
 -heterocyclyl;
 -substituted heterocyclyl;
 -CO-aryl;
 10 -CO-(substituted aryl);
 -CO-heteroaryl; and
 -CO-(substituted heteroaryl);

each R₃₁₃ is independently selected from hydrogen and C₁₋₁₀ alkyl; or when X is a
 bond R₃₁₃ and R₄₁₃ can join to form a 3 to 7 membered heterocyclic or substituted
 15 heterocyclic ring;

R₅₁₃ is selected from hydrogen and C₁₋₁₀ alkyl, or R₄₁₃ and R₅₁₃ can combine to
 form a 3 to 7 membered heterocyclic or substituted heterocyclic ring;

v is 0 to 4;

and each R₁₃ present is independently selected from C₁₋₁₀ alkyl, C₁₋₁₀ alkoxy,
 20 halogen, and trifluoromethyl;



XIV

wherein

25 R₁₁₄ is -alkyl-NR₃₁₄-CY-NR₅₁₄-X-R₄₁₄ or
 -alkenyl-NR₃₁₄-CY-NR₅₁₄-X-R₄₁₄

wherein

Y is =O or =S;

X is a bond, -CO- or -SO₂-;

R₄₁₄ is aryl, heteroaryl, heterocyclyl, alkyl or alkenyl, each of which may be unsubstituted or substituted by one or more substituents selected from:

- alkyl;
- alkenyl;
- 5 -aryl;
- heteroaryl;
- heterocyclyl;
- substituted aryl;
- substituted heteroaryl;
- 10 -substituted heterocyclyl;
- O-alkyl;
- O-(alkyl)₀₋₁-aryl;
- O-(alkyl)₀₋₁-substituted aryl;
- O-(alkyl)₀₋₁-heteroaryl;
- 15 -O-(alkyl)₀₋₁-substituted heteroaryl;
- O-(alkyl)₀₋₁-heterocyclyl;
- O-(alkyl)₀₋₁-substituted heterocyclyl;
- COOH;
- CO-O-alkyl;
- 20 -CO-alkyl;
- S(O)₀₋₂-alkyl;
- S(O)₀₋₂-(alkyl)₀₋₁-aryl;
- S(O)₀₋₂-(alkyl)₀₋₁-substituted aryl;
- S(O)₀₋₂-(alkyl)₀₋₁-heteroaryl;
- 25 -S(O)₀₋₂-(alkyl)₀₋₁-substituted heteroaryl;
- S(O)₀₋₂-(alkyl)₀₋₁-heterocyclyl;
- S(O)₀₋₂-(alkyl)₀₋₁-substituted heterocyclyl;
- (alkyl)₀₋₁-NR₃₁₄R₃₁₄;
- (alkyl)₀₋₁-NR₃₁₄-CO-O-alkyl;
- 30 -(alkyl)₀₋₁-NR₃₁₄-CO-alkyl;
- (alkyl)₀₋₁-NR₃₁₄-CO-aryl;
- (alkyl)₀₋₁-NR₃₁₄-CO-substituted aryl;

-(alkyl)₀₋₁-NR₃₁₄-CO-heteroaryl;
-(alkyl)₀₋₁-NR₃₁₄-CO-substituted heteroaryl;

-N₃;

-halogen;

5 -haloalkyl;

-haloalkoxy;

-CO-haloalkoxy;

-NO₂;

-CN;

10 -OH;

-SH; and, in the case that R₄₁₄ is alkyl, alkenyl or heterocyclyl, oxo;

with the proviso that when X is a bond R₄₁₄ can additionally be hydrogen;

R₂₁₄ is selected from:

-hydrogen;

15 -alkyl;

-alkenyl;

-aryl;

-substituted aryl;

-heteroaryl;

20 -substituted heteroaryl;

-alkyl-O-alkyl;

-alkyl-O-alkenyl; and

-alkyl or alkenyl substituted by one or more substituents selected
from:

25 -OH;

-halogen;

-N(R₃₁₄)₂;

-CO-N(R₃₁₄)₂;

-CO-C₁₋₁₀ alkyl;

30 -CO-O-C₁₋₁₀ alkyl;

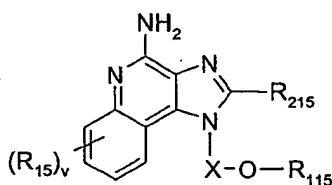
-N₃;

-aryl;

- 5
- substituted aryl;
 - heteroaryl;
 - substituted heteroaryl;
 - heterocyclyl;
 - substituted heterocyclyl;
 - CO-aryl;
 - CO-(substituted aryl);
 - CO-heteroaryl; and
 - CO-(substituted heteroaryl);

10 each R_{314} is independently selected from hydrogen and C_{1-10} alkyl;
 R_{514} is selected from hydrogen and C_{1-10} alkyl, or R_{414} and R_{514} can combine to form a 3 to 7 membered heterocyclic or substituted heterocyclic ring;
 v is 0 to 4;
 and each R_{14} present is independently selected from C_{1-10} alkyl, C_{1-10} alkoxy,
 15 halogen, and trifluoromethyl;
 and pharmaceutically acceptable salts thereof.

In another embodiment, the IRM compound can be chosen from 1H-imidazo[4,5-c]quinolin-4-amines and tetrahydro-1H-imidazo[4,5-c]quinolin-4-amines defined by Formulas XV, XVI, XVII, XVIII, XIX, XX, XXI, XXII, XXIII, XXIV, XXV, and XXVI
 20 below:



XV

25

wherein: X is $-CHR_{515}-$, $-CHR_{515}$ -alkyl-, or $-CHR_{515}$ -alkenyl-;
 R_{115} is selected from:
 $-R_{415}-CR_{315}-Z-R_{615}$ -alkyl;

- 5
- R₄₁₅-CR₃₁₅-Z-R₆₁₅-alkenyl;
 - R₄₁₅-CR₃₁₅-Z-R₆₁₅-aryl;
 - R₄₁₅-CR₃₁₅-Z-R₆₁₅-heteroaryl;
 - R₄₁₅-CR₃₁₅-Z-R₆₁₅-heterocyclyl;
 - R₄₁₅-CR₃₁₅-Z-H;
 - R₄₁₅-NR₇₁₅-CR₃₁₅-R₆₁₅-alkyl;
 - R₄₁₅-NR₇₁₅-CR₃₁₅-R₆₁₅-alkenyl;
 - R₄₁₅-NR₇₁₅-CR₃₁₅-R₆₁₅-aryl;
 - R₄₁₅-NR₇₁₅-CR₃₁₅-R₆₁₅-heteroaryl;
 - 10 -R₄₁₅-NR₇₁₅-CR₃₁₅-R₆₁₅-heterocyclyl; and
 - R₄₁₅-NR₇₁₅-CR₃₁₅-R₈₁₅;

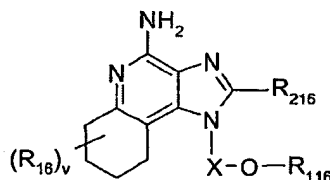
Z is -NR₅₁₅-, -O-, or -S-;

R₂₁₅ is selected from:

- 15
- hydrogen;
 - alkyl;
 - alkenyl;
 - aryl;
 - heteroaryl;
 - heterocyclyl;
 - 20 -alkyl-Y-alkyl;
 - alkyl-Y-alkenyl;
 - alkyl-Y-aryl; and
 - alkyl or alkenyl substituted by one or more substituents selected
 - from:
 - 25 -OH;
 - halogen;
 - N(R₅₁₅)₂;
 - CO-N(R₅₁₅)₂;
 - CO-C₁₋₁₀ alkyl;
 - 30 -CO-O-C₁₋₁₀ alkyl;
 - N₃;
 - aryl;

-heteroaryl;
 -heterocyclyl;
 -CO-aryl; and
 -CO-heteroaryl;

- 5 R_{315} is =O or =S;
 R_{415} is alkyl or alkenyl, which may be interrupted by one or more
 -O- groups;
 each R_{515} is independently H or C_{1-10} alkyl;
 R_{615} is a bond, alkyl, or alkenyl, which may be interrupted by one or more -
 10 O- groups;
 R_{715} is H, C_{1-10} alkyl, or arylalkyl; or R_{415} and R_{715} can join together to form
 a ring;
 R_{815} is H or C_{1-10} alkyl; or R_{715} and R_{815} can join together to form a ring;
 Y is -O- or -S(O)₀₋₂;
 15 v is 0 to 4; and
 each R_{15} present is independently selected from C_{1-10} alkyl, C_{1-10} alkoxy,
 hydroxy, halogen, and trifluoromethyl;



XVI

20 wherein: X is -CHR₅₁₆-, -CHR₅₁₆-alkyl-, or -CHR₅₁₆-alkenyl-;

R_{116} is selected from:

- 25 - R_{416} - CR_{316} -Z- R_{616} -alkyl;
 - R_{416} - CR_{316} -Z- R_{616} -alkenyl;
 - R_{416} - CR_{316} -Z- R_{616} -aryl;
 - R_{416} - CR_{316} -Z- R_{616} -heteroaryl;
 - R_{416} - CR_{316} -Z- R_{616} -heterocyclyl;
 - R_{416} - CR_{316} -Z-H;

-R₄₁₆-NR₇₁₆-CR₃₁₆-R₆₁₆-alkyl;
 -R₄₁₆-NR₇₁₆-CR₃₁₆-R₆₁₆-alkenyl;
 -R₄₁₆-NR₇₁₆-CR₃₁₆-R₆₁₆-aryl;
 -R₄₁₆-NR₇₁₆-CR₃₁₆-R₆₁₆-heteroaryl;
 5 -R₄₁₆-NR₇₁₆-CR₃₁₆-R₆₁₆-heterocyclyl; and
 -R₄₁₆-NR₇₁₆-CR₃₁₆-R₈₁₆;

Z is -NR₅₁₆-, -O-, or -S-;

R₂₁₆ is selected from:

-hydrogen;
 10 -alkyl;
 -alkenyl;
 -aryl;
 -heteroaryl;
 -heterocyclyl;
 15 -alkyl-Y-alkyl;
 -alkyl-Y-alkenyl;
 -alkyl-Y-aryl; and
 -alkyl or alkenyl substituted by one or more substituents selected
 from:
 20 -OH;
 -halogen;
 -N(R₅₁₆)₂;
 -CO-N(R₅₁₆)₂;
 -CO-C₁₋₁₀ alkyl;
 25 -CO-O-C₁₋₁₀ alkyl;
 -N₃;
 -aryl;
 -heteroaryl;
 -heterocyclyl;
 30 -CO-aryl; and
 -CO-heteroaryl;

R₃₁₆ is =O or =S;

R₄₁₆ is alkyl or alkenyl, which may be interrupted by one or more
 -O- groups;

each R₅₁₆ is independently H or C₁₋₁₀ alkyl;

R₆₁₆ is a bond, alkyl, or alkenyl, which may be interrupted by one or more -
 O- groups;

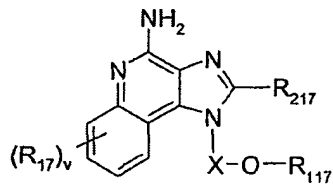
R₇₁₆ is H, C₁₋₁₀ alkyl, arylalkyl; or R₄₁₆ and R₇₁₆ can join together to form a
 ring;

R₈₁₆ is H or C₁₋₁₀ alkyl; or R₇₁₆ and R₈₁₆ can join together to form a ring;

Y is -O- or -S(O)₀₋₂;

v is 0 to 4; and

each R₁₆ present is independently selected from C₁₋₁₀ alkyl, C₁₋₁₀ alkoxy,
 hydroxy, halogen, and trifluoromethyl;



XVII

wherein: X is -CHR₃₁₇-, -CHR₃₁₇-alkyl-, or -CHR₃₁₇-alkenyl-;

R₁₁₇ is selected from:

-alkenyl;

-aryl; and

-R₄₁₇-aryl;

R₂₁₇ is selected from:

-hydrogen;

-alkyl;

-alkenyl;

-aryl;

-heteroaryl;

-heterocyclyl;

-alkyl-Y-alkyl;

-alkyl-Y-alkenyl;
 -alkyl-Y-aryl; and
 -alkyl or alkenyl substituted by one or more substituents selected
 from:

- 5 -OH;
 -halogen;
 -N(R₃₁₇)₂;
 -CO-N(R₃₁₇)₂;
 -CO-C₁₋₁₀ alkyl;
 10 -CO-O-C₁₋₁₀ alkyl;
 -N₃;
 -aryl;
 -heteroaryl;
 -heterocyclyl;
 15 -CO-aryl; and
 -CO-heteroaryl;

R₄₁₇ is alkyl or alkenyl, which may be interrupted by one or more

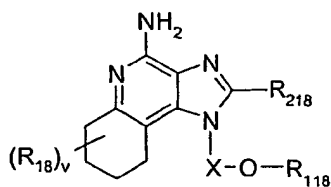
-O- groups;

each R₃₁₇ is independently H or C₁₋₁₀ alkyl;

20 each Y is independently -O- or -S(O)₀₋₂-;

v is 0 to 4; and

each R₁₇ present is independently selected from C₁₋₁₀ alkyl, C₁₋₁₀ alkoxy,
 hydroxy, halogen, and trifluoromethyl;



XVIII

wherein: X is -CHR₃₁₈-, -CHR₃₁₈-alkyl-, or -CHR₃₁₈-alkenyl-;

R₁₁₈ is selected from:

-aryl;
 -alkenyl; and
 -R₄₁₈-aryl;

R₂₁₈ is selected from:

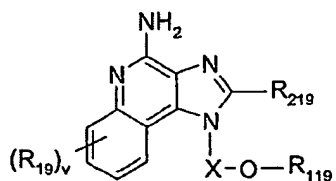
5 -hydrogen;
 -alkyl;
 -alkenyl;
 -aryl;
 -heteroaryl;
 10 -heterocyclyl;
 -alkyl-Y-alkyl;
 -alkyl-Y-aryl;
 -alkyl-Y-alkenyl; and
 -alkyl or alkenyl substituted by one or more substituents selected
 15 from:

 -OH;
 -halogen;
 -N(R₃₁₈)₂;
 -CO-N(R₃₁₈)₂;
 20 -CO-C₁₋₁₀ alkyl;
 -CO-O-C₁₋₁₀ alkyl;
 -N₃;
 -aryl;
 -heteroaryl;
 25 -heterocyclyl;
 -CO-aryl; and
 -CO-heteroaryl;

R₄₁₈ is alkyl or alkenyl, which may be interrupted by one or more
 -O- groups;

30 each R₃₁₈ is independently H or C₁₋₁₀ alkyl;
 each Y is independently -O- or -S(O)₀₋₂-;
 v is 0 to 4; and

each R_{18} present is independently selected C_{1-10} alkyl, C_{1-10} alkoxy, hydroxy, halogen, and trifluoromethyl;



XIX

5

wherein: X is $-CHR_{319}-$, $-CHR_{319}$ -alkyl-, or $-CHR_{319}$ -alkenyl-;

R_{119} is selected from:

- heteroaryl;
- heterocyclyl;
- R_{419} - heteroaryl; and
- R_{419} -heterocyclyl;

10

R_{219} is selected from:

- hydrogen;
- alkyl;
- alkenyl;
- aryl;
- heteroaryl;
- heterocyclyl;
- alkyl-Y-alkyl;
- alkyl-Y- alkenyl;
- alkyl-Y-aryl; and
- alkyl or alkenyl substituted by one or more substituents selected from:

15

20

25

- OH;
- halogen;
- $N(R_{319})_2$;
- CO- $N(R_{319})_2$;
- CO- C_{1-10} alkyl;

- CO-O-C₁₋₁₀ alkyl;
- N₃;
- aryl;
- heteroaryl;
- 5 -heterocyclyl;
- CO-aryl; and
- CO-heteroaryl;

R₄₁₉ is alkyl or alkenyl, which may be interrupted by one or more
 -O- groups;

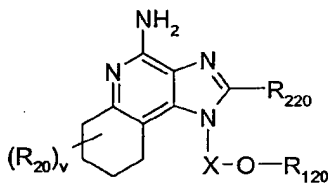
10 each R₃₁₉ is independently H or C₁₋₁₀ alkyl;

each Y is independently -O- or -S(O)₀₋₂;

v is 0 to 4; and

each R₁₉ present is independently selected from C₁₋₁₀ alkyl, C₁₋₁₀ alkoxy,
 hydroxy, halogen, and trifluoromethyl;

15



XX

wherein: X is -CHR₃₂₀-, -CHR₃₂₀-alkyl-, or -CHR₃₂₀-alkenyl-;

20 R₁₂₀ is selected from:

- heteroaryl;
- heterocyclyl;
- R₄₂₀- heteroaryl; and
- R₄₂₀-heterocyclyl;

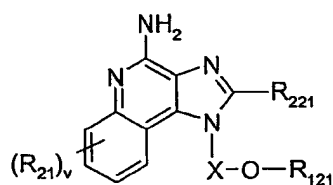
25 R₂₂₀ is selected from:

- hydrogen;
- alkyl;
- alkenyl;
- aryl;

-heteroaryl;
 -heterocyclyl;
 -alkyl-Y-alkyl;
 -alkyl-Y-alkenyl;
 5 -alkyl-Y-aryl; and
 -alkyl or alkenyl substituted by one or more substituents selected
 from:

-OH;
 -halogen;
 10 -N(R₃₂₀)₂;
 -CO-N(R₃₂₀)₂;
 -CO-C₁₋₁₀ alkyl;
 -CO-O-C₁₋₁₀ alkyl;
 -N₃;
 15 -aryl;
 -heteroaryl;
 -heterocyclyl;
 -CO-aryl; and
 -CO-heteroaryl;

20 R₄₂₀ is alkyl or alkenyl, which may be interrupted by one or more
 -O- groups;
 each R₃₂₀ is independently H or C₁₋₁₀ alkyl;
 each Y is independently -O- or -S(O)₀₋₂;
 v is 0 to 4; and
 25 each R₂₀ present is independently selected from C₁₋₁₀ alkyl, C₁₋₁₀ alkoxy,
 hydroxy, halogen, and trifluoromethyl;



XXI

wherein: X is $-\text{CHR}_{521}-$, $-\text{CHR}_{521}\text{-alkyl-}$, or $-\text{CHR}_{521}\text{-alkenyl-}$;

5

R_{121} is selected from:

- $-\text{R}_{421}\text{-NR}_{321}\text{-SO}_2\text{-R}_{621}\text{-alkyl}$;
- $-\text{R}_{421}\text{-NR}_{321}\text{-SO}_2\text{-R}_{621}\text{-alkenyl}$;
- $-\text{R}_{421}\text{-NR}_{321}\text{-SO}_2\text{-R}_{621}\text{-aryl}$;
- $-\text{R}_{421}\text{-NR}_{321}\text{-SO}_2\text{-R}_{621}\text{-heteroaryl}$;
- 10 $-\text{R}_{421}\text{-NR}_{321}\text{-SO}_2\text{-R}_{621}\text{-heterocyclyl}$;
- $-\text{R}_{421}\text{-NR}_{321}\text{-SO}_2\text{-R}_{721}$;
- $-\text{R}_{421}\text{-NR}_{321}\text{-SO}_2\text{-NR}_{521}\text{-R}_{621}\text{-alkyl}$;
- $-\text{R}_{421}\text{-NR}_{321}\text{-SO}_2\text{-NR}_{521}\text{-R}_{621}\text{-alkenyl}$;
- $-\text{R}_{421}\text{-NR}_{321}\text{-SO}_2\text{-NR}_{521}\text{-R}_{621}\text{-aryl}$;
- 15 $-\text{R}_{421}\text{-NR}_{321}\text{-SO}_2\text{-NR}_{521}\text{-R}_{621}\text{-heteroaryl}$;
- $-\text{R}_{421}\text{-NR}_{321}\text{-SO}_2\text{-NR}_{521}\text{-R}_{621}\text{-heterocyclyl}$; and
- $-\text{R}_{421}\text{-NR}_{321}\text{-SO}_2\text{-NH}_2$;

R_{221} is selected from:

- hydrogen;
- 20 -alkyl;
- alkenyl;
- aryl;
- heteroaryl;
- heterocyclyl;
- 25 -alkyl-Y-alkyl;
- alkyl-Y-alkenyl;
- alkyl-Y-aryl; and
- alkyl or alkenyl substituted by one or more substituents selected from:

- OH;
 -halogen;
 -N(R₅₂₁)₂;
 -CO-N(R₅₂₁)₂;
 5 -CO-C₁₋₁₀ alkyl;
 -CO-O-C₁₋₁₀ alkyl;
 -N₃;
 -aryl;
 -heteroaryl;
 10 -heterocyclyl;
 -CO-aryl; and
 -CO-heteroaryl;

Y is -O- or -S(O)₀₋₂;

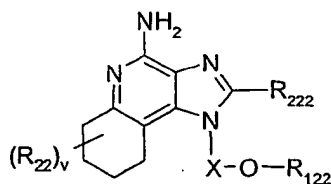
R₃₂₁ is H, C₁₋₁₀ alkyl, or arylalkyl;

15 each R₄₂₁ is independently alkyl or alkenyl, which may be interrupted by
 one or more -O- groups; or R₃₂₁ and R₄₂₁ can join together to form a ring;
 each R₅₂₁ is independently H, C₁₋₁₀ alkyl, or C₂₋₁₀ alkenyl;

R₆₂₁ is a bond, alkyl, or alkenyl, which may be interrupted by one or more -
 O- groups;

20 R₇₂₁ is C₁₋₁₀ alkyl; or R₃₂₁ and R₇₂₁ can join together to form a ring;
 v is 0 to 4; and

each R₂₁ present is independently selected from C₁₋₁₀ alkyl, C₁₋₁₀ alkoxy,
 hydroxy, halogen, and trifluoromethyl;



XXII

wherein: X is -CHR₅₂₂-, -CHR₅₂₂-alkyl-, or -CHR₅₂₂-alkenyl-;

R₁₂₂ is selected from:

- 5
- R₄₂₂-NR₃₂₂-SO₂-R₆₂₂-alkyl;
 - R₄₂₂-NR₃₂₂-SO₂-R₆₂₂-alkenyl;
 - R₄₂₂-NR₃₂₂-SO₂-R₆₂₂-aryl;
 - R₄₂₂-NR₃₂₂-SO₂-R₆₂₂-heteroaryl;
 - R₄₂₂-NR₃₂₂-SO₂-R₆₂₂-heterocyclyl;
 - R₄₂₂-NR₃₂₂-SO₂-R₇₂₂;
 - R₄₂₂-NR₃₂₂-SO₂-NR₅₂₂-R₆₂₂-alkyl;
 - R₄₂₂-NR₃₂₂-SO₂-NR₅₂₂-R₆₂₂-alkenyl;
 - R₄₂₂-NR₃₂₂-SO₂-NR₅₂₂-R₆₂₂-aryl;

10

 - R₄₂₂-NR₃₂₂-SO₂-NR₅₂₂-R₆₂₂-heteroaryl;
 - R₄₂₂-NR₃₂₂-SO₂-NR₅₂₂-R₆₂₂-heterocyclyl; and
 - R₄₂₂-NR₃₂₂-SO₂-NH₂;

R₂₂₂ is selected from:

- 15
- hydrogen;
 - alkyl;
 - alkenyl;
 - aryl;
 - heteroaryl;
 - heterocyclyl;

20

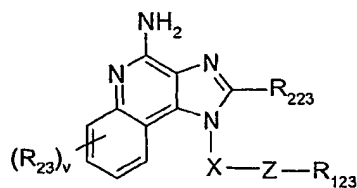
 - alkyl-Y-alkyl;
 - alkyl-Y-alkenyl;
 - alkyl-Y-aryl; and
 - alkyl or alkenyl substituted by one or more substituents selected
- from:
- 25
- OH;
 - halogen;
 - N(R₅₂₂)₂;
 - CO-N(R₅₂₂)₂;
 - CO-C₁₋₁₀ alkyl;

30

 - CO-O-C₁₋₁₀ alkyl;
 - N₃;
 - aryl;

-heteroaryl;
 -heterocyclyl;
 -CO-aryl; and
 -CO-heteroaryl;

- 5 Y is -O- or -S(O)₀₋₂;
 R₃₂₂ is H, C₁₋₁₀ alkyl, or arylalkyl;
 each R₄₂₂ is independently alkyl or alkenyl, which may be interrupted by
 one or more -O- groups; or R₃₂₂ and R₄₂₂ can join together to form a ring;
 each R₅₂₂ is independently H, C₁₋₁₀ alkyl, or C₂₋₁₀ alkenyl;
 10 R₆₂₂ is a bond, alkyl, or alkenyl, which may be interrupted by one or more -
 O- groups;
 R₇₂₂ is C₁₋₁₀ alkyl; or R₃₂₂ and R₇₂₂ can join together to form a ring;
 v is 0 to 4; and
 each R₂₂ present is independently selected from C₁₋₁₀ alkyl, C₁₋₁₀ alkoxy,
 15 hydroxy, halogen, and trifluoromethyl;



XXIII

- 20 wherein: X is -CHR₃₂₃-, -CHR₃₂₃-alkyl-, or -CHR₃₂₃-alkenyl-;
 Z is -S-, -SO-, or -SO₂-;
 R₁₂₃ is selected from:
 -alkyl;
 -aryl;
 25 -heteroaryl;
 -heterocyclyl;
 -alkenyl;
 -R₄₂₃-aryl;
 -R₄₂₃-heteroaryl; and

-R₄₂₃-heterocyclyl;

R₂₂₃ is selected from:

-hydrogen;

-alkyl;

5 -alkenyl;

-aryl;

-heteroaryl;

-heterocyclyl;

-alkyl-Y-alkyl;

10 - alkyl-Y- alkenyl;

-alkyl-Y-aryl; and

- alkyl or alkenyl substituted by one or more substituents selected from:

-OH;

15 -halogen;

-N(R₃₂₃)₂;

-CO-N(R₃₂₃)₂;

-CO-C₁₋₁₀ alkyl;

-CO-O-C₁₋₁₀ alkyl;

20 -N₃;

-aryl;

-heteroaryl;

-heterocyclyl;

-CO-aryl; and

25 -CO-heteroaryl;

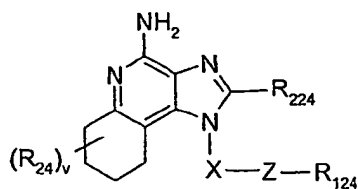
each R₃₂₃ is independently H or C₁₋₁₀ alkyl;

each R₄₂₃ is independently alkyl or alkenyl;

each Y is independently -O- or -S(O)₀₋₂;

v is 0 to 4; and

30 each R₂₃ present is independently selected from C₁₋₁₀ alkyl, C₁₋₁₀ alkoxy, hydroxy, halogen, and trifluoromethyl;



XXIV

- wherein: X is $-\text{CHR}_{324}$ -, $-\text{CHR}_{324}$ -alkyl-, or $-\text{CHR}_{324}$ -alkenyl-;
- 5 Z is $-\text{S}$ -, $-\text{SO}$ -, or $-\text{SO}_2$;
- R₁₂₄ is selected from:
- alkyl;
 - aryl;
 - heteroaryl;
 - 10 -heterocyclyl;
 - alkenyl;
 - R₄₂₄-aryl;
 - R₄₂₄-heteroaryl; and
 - R₄₂₄-heterocyclyl;
- 15 R₂₂₄ is selected from:
- hydrogen;
 - alkyl;
 - alkenyl;
 - aryl;
 - 20 -heteroaryl;
 - heterocyclyl;
 - alkyl-Y-alkyl;
 - alkyl-Y-alkenyl;
 - alkyl-Y-aryl; and
 - 25 -alkyl or alkenyl substituted by one or more substituents selected from:
- OH;
 - halogen;
 - N(R₃₂₄)₂;

-CO-N(R₃₂₄)₂;
 -CO-C₁₋₁₀ alkyl;
 -CO-O-C₁₋₁₀ alkyl;
 -N₃;
 -aryl;
 -heteroaryl;
 -heterocyclyl;
 -CO-aryl; and
 -CO-heteroaryl;

5

10

each R₃₂₄ is independently H or C₁₋₁₀ alkyl;

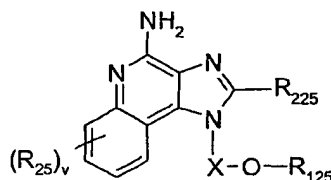
each R₄₂₄ is independently alkyl or alkenyl;

each Y is independently -O- or -S(O)₀₋₂-;

v is 0 to 4; and

15

each R₂₄ present is independently selected from C₁₋₁₀ alkyl, C₁₋₁₀ alkoxy, hydroxy, halogen, and trifluoromethyl;



XXV

20

wherein: X is -CHR₅₂₅-, -CHR₅₂₅-alkyl-, or -CHR₅₂₅-alkenyl-;

R₁₂₅ is selected from:

-R₄₂₅-NR₈₂₅-CR₃₂₅-NR₅₂₅-Z-R₆₂₅-alkyl;

-R₄₂₅-NR₈₂₅-CR₃₂₅-NR₅₂₅-Z-R₆₂₅-alkenyl;

-R₄₂₅-NR₈₂₅-CR₃₂₅-NR₅₂₅-Z-R₆₂₅-aryl;

25

-R₄₂₅-NR₈₂₅-CR₃₂₅-NR₅₂₅-Z-R₆₂₅-heteroaryl;

-R₄₂₅-NR₈₂₅-CR₃₂₅-NR₅₂₅-Z-R₆₂₅-heterocyclyl;

-R₄₂₅-NR₈₂₅-CR₃₂₅-NR₅₂₅R₇₂₅;

-R₄₂₅-NR₈₂₅-CR₃₂₅-NR₉₂₅-Z-R₆₂₅-alkyl;

-R₄₂₅-NR₈₂₅-CR₃₂₅-NR₉₂₅-Z-R₆₂₅-alkenyl;

-R₄₂₅-NR₈₂₅-CR₃₂₅-NR₉₂₅-Z-R₆₂₅-aryl;
 -R₄₂₅-NR₈₂₅-CR₃₂₅-NR₉₂₅-Z-R₆₂₅-heteroaryl; and
 -R₄₂₅-NR₈₂₅-CR₃₂₅-NR₉₂₅-Z-R₆₂₅-heterocyclyl;

R₂₂₅ is selected from:

- 5 -hydrogen;
 -alkyl;
 -alkenyl;
 -aryl;
 -heteroaryl;
 10 -heterocyclyl;
 -alkyl-Y-alkyl;
 -alkyl-Y-alkenyl;
 -alkyl-Y-aryl; and
 -alkyl or alkenyl substituted by one or more substituents selected
 15 from:
 -OH;
 -halogen;
 -N(R₅₂₅)₂;
 -CO-N(R₅₂₅)₂;
 20 -CO-C₁₋₁₀ alkyl;
 -CO-O-C₁₋₁₀ alkyl;
 -N₃;
 -aryl;
 -heteroaryl;
 25 -heterocyclyl;
 -CO-aryl; and
 -CO-heteroaryl;

each R₃₂₅ is =O or =S;

each R₄₂₅ is independently alkyl or alkenyl, which may be interrupted by
 30 one or more -O- groups;

each R₅₂₅ is independently H or C₁₋₁₀ alkyl;

R₆₂₅ is a bond, alkyl, or alkenyl, which may be interrupted by one or more –O– groups;

R₇₂₅ is H or C₁₋₁₀ alkyl which may be interrupted by a hetero atom, or R₇₂₅ can join with R₅₂₅ to form a ring;

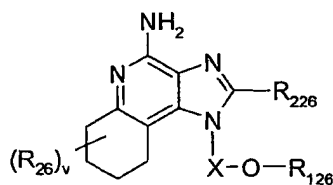
5 R₈₂₅ is H, C₁₋₁₀ alkyl, or arylalkyl; or R₄₂₅ and R₈₂₅ can join together to form a ring;

R₉₂₅ is C₁₋₁₀ alkyl which can join together with R₈₂₅ to form a ring; each Y is independently –O– or –S(O)₀₋₂–;

Z is a bond, –CO–, or –SO₂–;

10 v is 0 to 4; and

each R₂₅ present is independently selected C₁₋₁₀ alkyl, C₁₋₁₀ alkoxy, hydroxy, halogen, and trifluoromethyl;



15

XXVI

wherein: X is –CHR₅₂₆–, –CHR₅₂₆-alkyl-, or –CHR₅₂₆-alkenyl-;

R₁₂₆ is selected from:

- 20 –R₄₂₆–NR₈₂₆–CR₃₂₆–NR₅₂₆–Z–R₆₂₆–alkyl;
- R₄₂₆–NR₈₂₆–CR₃₂₆–NR₅₂₆–Z–R₆₂₆–alkenyl;
- R₄₂₆–NR₈₂₆–CR₃₂₆–NR₅₂₆–Z–R₆₂₆–aryl;
- R₄₂₆–NR₈₂₆–CR₃₂₆–NR₅₂₆–Z–R₆₂₆–heteroaryl;
- R₄₂₆–NR₈₂₆–CR₃₂₆–NR₅₂₆–Z–R₆₂₆–heterocyclyl;
- R₄₂₆–NR₈₂₆–CR₃₂₆–NR₅₂₆R₇₂₆;
- 25 –R₄₂₆–NR₈₂₆–CR₃₂₆–NR₉₂₆–Z–R₆₂₆–alkyl;
- R₄₂₆–NR₈₂₆–CR₃₂₆–NR₉₂₆–Z–R₆₂₆–alkenyl;
- R₄₂₆–NR₈₂₆–CR₃₂₆–NR₉₂₆–Z–R₆₂₆–aryl;
- R₄₂₆–NR₈₂₆–CR₃₂₆–NR₉₂₆–Z–R₆₂₆–heteroaryl; and
- R₄₂₆–NR₈₂₆–CR₃₂₆–NR₉₂₆–Z–R₆₂₆–heterocyclyl;

R₂₂₆ is selected from:

-hydrogen;

-alkyl;

-alkenyl;

5

-aryl;

-heteroaryl;

-heterocyclyl;

-alkyl-Y-alkyl;

-alkyl-Y-alkenyl;

10

-alkyl-Y-aryl; and

-alkyl or alkenyl substituted by one or more substituents selected from:

-OH;

-halogen;

15

-N(R₅₂₆)₂;

-CO-N(R₅₂₆)₂;

-CO-C₁₋₁₀ alkyl;

-CO-O-C₁₋₁₀ alkyl;

-N₃;

20

-aryl;

-heteroaryl;

-heterocyclyl;

-CO-aryl; and

-CO-heteroaryl;

25

each R₃₂₆ is =O or =S;

each R₄₂₆ is independently alkyl or alkenyl, which may be interrupted by one or more -O- groups;

each R₅₂₆ is independently H or C₁₋₁₀ alkyl;

R₆₂₆ is a bond, alkyl, or alkenyl, which may be interrupted by one or more -O- groups;

30

R₇₂₆ is H or C₁₋₁₀ alkyl which may be interrupted by a hetero atom, or R₇₂₆ can join with R₅₂₆ to form a ring;

R_{826} is H, C_{1-10} alkyl, or arylalkyl; or R_{426} and R_{826} can join together to form a ring;

R_{926} is C_{1-10} alkyl which can join together with R_{826} to form a ring;

each Y is independently $-O-$ or $-S(O)_{0-2}-$;

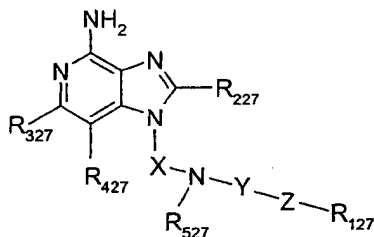
5 Z is a bond, $-CO-$, or $-SO_2-$;

v is 0 to 4; and

each R_{26} present is independently selected from C_{1-10} alkyl, C_{1-10} alkoxy, hydroxy, halogen, and trifluoromethyl;

and pharmaceutically acceptable salts of any of the foregoing.

10 In another embodiment, the IRM compound can be chosen from 1H-imidazo[4,5-c]pyridin-4-amines defined by Formula XXVII below:



XXVII

15 wherein X is alkylene or alkenylene;

Y is $-CO-$ or $-CS-$;

Z is a bond, $-O-$, or $-S-$;

R_{127} is aryl, heteroaryl, heterocyclyl, alkyl or alkenyl, each of which may be unsubstituted or substituted by one or more substituents independently selected from:

20

-alkyl;

-alkenyl;

-aryl;

-heteroaryl;

25

-heterocyclyl;

-substituted cycloalkyl;

-substituted aryl;

-substituted heteroaryl;

-substituted heterocyclyl;
 -O-alkyl;
 -O-(alkyl)₀₋₁-aryl;
 -O-(alkyl)₀₋₁-(substituted aryl);
 5 -O-(alkyl)₀₋₁-heteroaryl;
 -O-(alkyl)₀₋₁-(substituted heteroaryl);
 -O-(alkyl)₀₋₁-heterocyclyl;
 -O-(alkyl)₀₋₁-(substituted heterocyclyl);
 -COOH;
 10 -CO-O-alkyl;
 -CO-alkyl;
 -S(O)₀₋₂-alkyl;
 -S(O)₀₋₂-(alkyl)₀₋₁-aryl;
 -S(O)₀₋₂-(alkyl)₀₋₁-(substituted aryl);
 15 -S(O)₀₋₂-(alkyl)₀₋₁-heteroaryl;
 -S(O)₀₋₂-(alkyl)₀₋₁-(substituted heteroaryl);
 -S(O)₀₋₂-(alkyl)₀₋₁-heterocyclyl;
 -S(O)₀₋₂-(alkyl)₀₋₁-(substituted heterocyclyl);
 -(alkyl)₀₋₁-N(R₆₂₇)₂;
 20 -(alkyl)₀₋₁-NR₆₂₇-CO-O-alkyl;
 -(alkyl)₀₋₁-NR₆₂₇-CO-alkyl;
 -(alkyl)₀₋₁-NR₆₂₇-CO-aryl;
 -(alkyl)₀₋₁-NR₆₂₇-CO-(substituted aryl);
 -(alkyl)₀₋₁-NR₆₂₇-CO-heteroaryl;
 25 -(alkyl)₀₋₁-NR₆₂₇-CO-(substituted heteroaryl);
 -N₃;
 -halogen;
 -haloalkyl;
 -haloalkoxy;
 30 -CO-haloalkyl;
 -CO-haloalkoxy;
 -NO₂;

-CN;

-OH;

-SH; and in the case of alkyl, alkenyl, and heterocyclyl, oxo;

R₂₂₇ is selected from:

5

-hydrogen;

-alkyl;

-alkenyl;

-aryl;

-substituted aryl;

10

-heteroaryl;

-substituted heteroaryl;

-alkyl-O-alkyl;

-alkyl-S-alkyl;

-alkyl-O-aryl;

15

-alkyl-S-aryl;

-alkyl-O- alkenyl;

-alkyl-S- alkenyl; and

-alkyl or alkenyl substituted by one or more substituents selected from:

20

-OH;

-halogen;

-N(R₆₂₇)₂;

-CO-N(R₆₂₇)₂;

-CS-N(R₆₂₇)₂;

25

-SO₂-N(R₆₂₇)₂;

-NR₆₂₇-CO-C₁₋₁₀ alkyl;

-NR₆₂₇-CS-C₁₋₁₀ alkyl;

-NR₆₂₇-SO₂-C₁₋₁₀ alkyl;

-CO-C₁₋₁₀ alkyl;

30

-CO-O-C₁₋₁₀ alkyl;

-N₃;

-aryl;

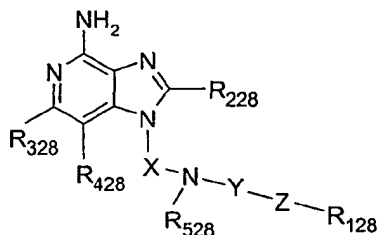
-substituted aryl;
 -heteroaryl;
 -substituted heteroaryl;
 -heterocyclyl;
 5 -substituted heterocyclyl;
 -CO-aryl;
 -CO-(substituted aryl);
 -CO-heteroaryl; and
 -CO-(substituted heteroaryl);

10 R_{327} and R_{427} are independently selected from hydrogen, alkyl, alkenyl, halogen, alkoxy, amino, alkylamino, dialkylamino, and alkylthio;

R_{527} is H or C_{1-10} alkyl, or R_{527} can join with X to form a ring that contains one or two heteroatoms; or when R_{127} is alkyl, R_{527} and R_{127} can join to form a ring;

15 each R_{627} is independently H or C_{1-10} alkyl;
 and pharmaceutically acceptable salts thereof.

In another embodiment, the IRM compound can be chosen from 1H-imidazo[4,5-c]pyridin-4-amines defined by Formula XXVIII below:



XXVIII

20 wherein X is alkylene or alkenylene;

Y is $-SO_2-$;

Z is a bond or $-NR_{628}-$;

25 R_{128} is aryl, heteroaryl, heterocyclyl, alkyl or alkenyl, each of which may be unsubstituted or substituted by one or more substituents independently selected from:

-alkyl;

- alkenyl;
- aryl;
- heteroaryl;
- heterocyclyl;
- 5 -substituted cycloalkyl;
- substituted aryl;
- substituted heteroaryl;
- substituted heterocyclyl;
- O-alkyl;
- 10 -O-(alkyl)₀₋₁-aryl;
- O-(alkyl)₀₋₁-(substituted aryl);
- O-(alkyl)₀₋₁-heteroaryl;
- O-(alkyl)₀₋₁-(substituted heteroaryl);
- O-(alkyl)₀₋₁-heterocyclyl;
- 15 -O-(alkyl)₀₋₁-(substituted heterocyclyl);
- COOH;
- CO-O-alkyl;
- CO-alkyl;
- S(O)₀₋₂-alkyl;
- 20 -S(O)₀₋₂-(alkyl)₀₋₁-aryl;
- S(O)₀₋₂-(alkyl)₀₋₁-(substituted aryl);
- S(O)₀₋₂-(alkyl)₀₋₁-heteroaryl;
- S(O)₀₋₂-(alkyl)₀₋₁-(substituted heteroaryl);
- S(O)₀₋₂-(alkyl)₀₋₁-heterocyclyl;
- 25 -S(O)₀₋₂-(alkyl)₀₋₁-(substituted heterocyclyl);
- (alkyl)₀₋₁-N(R₆₂₈)₂;
- (alkyl)₀₋₁-NR₆₂₈-CO-O-alkyl;
- (alkyl)₀₋₁-NR₆₂₈-CO-alkyl;
- (alkyl)₀₋₁-NR₆₂₈-CO-aryl;
- 30 -(alkyl)₀₋₁-NR₆₂₈-CO-(substituted aryl);
- (alkyl)₀₋₁-NR₆₂₈-CO-heteroaryl;
- (alkyl)₀₋₁-NR₆₂₈-CO-(substituted heteroaryl);

5
-N₃;
-halogen;
-haloalkyl;
-haloalkoxy;
-CO-haloalkyl;
-CO-haloalkoxy;
-NO₂;
-CN;
-OH;
10 -SH; and in the case of alkyl, alkenyl, and heterocyclyl, oxo;

R₂₂₈ is selected from:

15 -hydrogen;
-alkyl;
-alkenyl;
-aryl;
-substituted aryl;
-heteroaryl;
-substituted heteroaryl;
-alkyl-O-alkyl;
20 -alkyl-S-alkyl;
-alkyl-O-aryl;
-alkyl-S-aryl;
-alkyl-O- alkenyl;
-alkyl-S- alkenyl; and
25 -alkyl or alkenyl substituted by one or more substituents selected
from:

30 -OH;
-halogen;
-N(R₆₂₈)₂;
-CO-N(R₆₂₈)₂;
-CS-N(R₆₂₈)₂;
-SO₂-N(R₆₂₈)₂;

- 5
- NR₆₂₈-CO-C₁₋₁₀ alkyl;
 - NR₆₂₈-CS-C₁₋₁₀ alkyl;
 - NR₆₂₈-SO₂-C₁₋₁₀ alkyl;
 - CO-C₁₋₁₀ alkyl;
 - CO-O-C₁₋₁₀ alkyl;
 - N₃;
 - aryl;
 - substituted aryl;
 - heteroaryl;

10

 - substituted heteroaryl;
 - heterocyclyl;
 - substituted heterocyclyl;
 - CO-aryl;
 - CO-(substituted aryl);

15

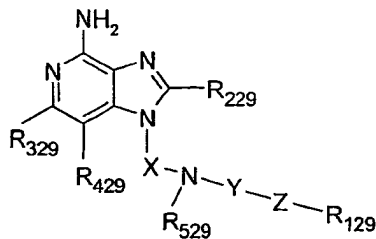
 - CO-heteroaryl; and
 - CO-(substituted heteroaryl);

R₃₂₈ and R₄₂₈ are independently selected from hydrogen, alkyl, alkenyl, halogen, alkoxy, amino, alkylamino, dialkylamino, and alkylthio;

20 R₅₂₈ is H or C₁₋₁₀ alkyl, or R₅₂₈ can join with X to form a ring; or when R₁₂₈ is alkyl, R₅₂₈ and R₁₂₈ can join to form a ring;

each R₆₂₈ is independently H or C₁₋₁₀alkyl; and pharmaceutically acceptable salts thereof.

In another embodiment, the IRM compound can be chosen from 1H-imidazo[4,5-c]pyridin-4-amines defined by Formula XXIX below:



25

XXIX

wherein X is alkylene or alkenylene;

Y is -CO- or -CS;

Z is -NR₆₂₉-, -NR₆₂₉-CO-, -NR₆₂₉-SO₂-, or -NR₇₂₉-;

R₁₂₉ is aryl, heteroaryl, heterocyclyl, alkyl or
alkenyl, each of which may be unsubstituted or substituted by one or more
5 substituents independently selected from:

-alkyl;

-alkenyl;

-aryl;

-heteroaryl;

10 -heterocyclyl;

-substituted cycloalkyl;

-substituted aryl;

-substituted heteroaryl;

-substituted heterocyclyl;

15 -O-alkyl;

-O-(alkyl)₀₋₁-aryl;

-O-(alkyl)₀₋₁-(substituted aryl);

-O-(alkyl)₀₋₁-heteroaryl;

-O-(alkyl)₀₋₁-(substituted heteroaryl);

20 -O-(alkyl)₀₋₁-heterocyclyl;

-O-(alkyl)₀₋₁-(substituted heterocyclyl);

-COOH;

-CO-O-alkyl;

-CO-alkyl;

25 -S(O)₀₋₂-alkyl;

-S(O)₀₋₂-(alkyl)₀₋₁-aryl;

-S(O)₀₋₂-(alkyl)₀₋₁-(substituted aryl);

-S(O)₀₋₂-(alkyl)₀₋₁-heteroaryl;

-S(O)₀₋₂-(alkyl)₀₋₁-(substituted heteroaryl);

30 -S(O)₀₋₂-(alkyl)₀₋₁-heterocyclyl;

-S(O)₀₋₂-(alkyl)₀₋₁-(substituted heterocyclyl);

-(alkyl)₀₋₁-N(R₆₂₉)₂;

- (alkyl)₀₋₁-NR₆₂₉-CO-O-alkyl;
 -(alkyl)₀₋₁-NR₆₂₉-CO-alkyl;
 -(alkyl)₀₋₁-NR₆₂₉-CO-aryl;
 -(alkyl)₀₋₁-NR₆₂₉-CO-(substituted aryl);
 5 -(alkyl)₀₋₁-NR₆₂₉-CO-heteroaryl;
 -(alkyl)₀₋₁-NR₆₂₉-CO-(substituted heteroaryl);
 -P(O)(O-alkyl)₂;
 -N₃;
 -halogen;
 10 -haloalkyl;
 -haloalkoxy;
 -CO-haloalkyl;
 -CO-haloalkoxy;
 -NO₂;
 15 -CN;
 -OH;
 -SH; and in the case of alkyl, alkenyl, and heterocyclyl, oxo;
- R₂₂₉ is selected from:
- hydrogen;
 20 -alkyl;
 -alkenyl;
 -aryl;
 -substituted aryl;
 -heteroaryl;
 25 -substituted heteroaryl;
 -alkyl-O-alkyl;
 -alkyl-S-alkyl;
 -alkyl-O-aryl;
 -alkyl-S-aryl;
 30 -alkyl-O- alkenyl;
 -alkyl-S- alkenyl; and

-alkyl or alkenyl substituted by one or more substituents selected from:

- OH;
- halogen;
- 5 -N(R₆₂₉)₂;
- CO-N(R₆₂₉)₂;
- CS-N(R₆₂₉)₂;
- SO₂-N(R₆₂₉)₂;
- NR₆₂₉-CO-C₁₋₁₀ alkyl;
- 10 -NR₆₂₉-CS-C₁₋₁₀ alkyl;
- NR₆₂₉-SO₂-C₁₋₁₀ alkyl;
- CO-C₁₋₁₀ alkyl;
- CO-O-C₁₋₁₀ alkyl;
- N₃;
- 15 -aryl;
- substituted aryl;
- heteroaryl;
- substituted heteroaryl;
- heterocyclyl;
- 20 -substituted heterocyclyl;
- CO-aryl;
- CO-(substituted aryl);
- CO-heteroaryl; and
- CO-(substituted heteroaryl);

25 R₃₂₉ and R₄₂₉ are independently selected from hydrogen, alkyl, alkenyl, halogen, alkoxy, amino, alkylamino, dialkylamino, and alkylthio;

 R₅₂₉ is H or C₁₋₁₀ alkyl, or R₅₂₉ can join with X to form a ring that contains one or two heteroatoms;

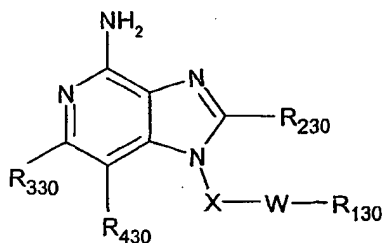
 each R₆₂₉ is independently H or C₁₋₁₀alkyl;

30 R₇₂₉ is H or C₁₋₁₀ alkyl which may be interrupted by a heteroatom; or when

 R₁₂₉ is alkyl, R₇₂₉ and R₁₂₉ can join to form a ring;

and pharmaceutically acceptable salts thereof.

In another embodiment, the IRM compound can be chosen from 1-position ether or thioether substituted 1H-imidazo[4,5-c]pyridin-4-amines defined by Formula XXX below:



5

XXX

wherein:

X is $-\text{CH}(\text{R}_{530})-$, $-\text{CH}(\text{R}_{530})\text{-alkylene-}$, $-\text{CH}(\text{R}_{530})\text{-alkenylene-}$,
 10 or $\text{CH}(\text{R}_{530})\text{-alkylene-Y-alkylene-}$;

Y is $-\text{O}-$, or $-\text{S}(\text{O})_{0-2}-$;

$-\text{W-R}_{130}$ is selected from $-\text{O-R}_{130-1-5}$ and $-\text{S}(\text{O})_{0-2}\text{-R}_{130-6}$;

$\text{R}_{130-1-5}$ is selected from

- $-\text{R}_{630}\text{-C}(\text{R}_{730})\text{-Z-R}_{830}\text{-alkyl}$;
- 15 $-\text{R}_{630}\text{-C}(\text{R}_{730})\text{-Z-R}_{830}\text{-alkenyl}$;
- $-\text{R}_{630}\text{-C}(\text{R}_{730})\text{-Z-R}_{830}\text{-aryl}$;
- $-\text{R}_{630}\text{-C}(\text{R}_{730})\text{-Z-R}_{830}\text{-heteroaryl}$;
- $-\text{R}_{630}\text{-C}(\text{R}_{730})\text{-Z-R}_{830}\text{-heterocyclyl}$;
- $-\text{R}_{630}\text{-C}(\text{R}_{730})\text{-Z-H}$;
- 20 $-\text{R}_{630}\text{-N}(\text{R}_{930})\text{-C}(\text{R}_{730})\text{-R}_{830}\text{-alkyl}$;
- $-\text{R}_{630}\text{-N}(\text{R}_{930})\text{-C}(\text{R}_{730})\text{-R}_{830}\text{-alkenyl}$;
- $-\text{R}_{630}\text{-N}(\text{R}_{930})\text{-C}(\text{R}_{730})\text{-R}_{830}\text{-aryl}$;
- $-\text{R}_{630}\text{-N}(\text{R}_{930})\text{-C}(\text{R}_{730})\text{-R}_{830}\text{-heteroaryl}$;
- $-\text{R}_{630}\text{-N}(\text{R}_{930})\text{-C}(\text{R}_{730})\text{-R}_{830}\text{-heterocyclyl}$;
- 25 $-\text{R}_{630}\text{-N}(\text{R}_{930})\text{-C}(\text{R}_{730})\text{-R}_{1030}$;
- $-\text{R}_{630}\text{-N}(\text{R}_{930})\text{-SO}_2\text{-R}_{830}\text{-alkyl}$;
- $-\text{R}_{630}\text{-N}(\text{R}_{930})\text{-SO}_2\text{-R}_{830}\text{-alkenyl}$;
- $-\text{R}_{630}\text{-N}(\text{R}_{930})\text{-SO}_2\text{-R}_{830}\text{-aryl}$;

- R₆₃₀-N(R₉₃₀)-SO₂-R₈₃₀-heteroaryl;
 -R₆₃₀-N(R₉₃₀)-SO₂-R₈₃₀-heterocyclyl;
 -R₆₃₀-N(R₉₃₀)-SO₂-R₁₀₃₀;
 -R₆₃₀-N(R₉₃₀)-SO₂-N(R₅₃₀)-R₈₃₀-alkyl;
 5 -R₆₃₀-N(R₉₃₀)-SO₂-N(R₅₃₀)-R₈₃₀-alkenyl;
 -R₆₃₀-N(R₉₃₀)-SO₂-N(R₅₃₀)-R₈₃₀-aryl;
 -R₆₃₀-N(R₉₃₀)-SO₂-N(R₅₃₀)-R₈₃₀-heteroaryl;
 -R₆₃₀-N(R₉₃₀)-SO₂-N(R₅₃₀)-R₈₃₀-heterocyclyl;
 -R₆₃₀-N(R₉₃₀)-SO₂-NH₂;
 10 -R₆₃₀-N(R₉₃₀)-C(R₇₃₀)-N(R₅₃₀)-Q-R₈₃₀-alkyl;
 -R₆₃₀-N(R₉₃₀)-C(R₇₃₀)-N(R₅₃₀)-Q-R₈₃₀-alkenyl;
 -R₆₃₀-N(R₉₃₀)-C(R₇₃₀)-N(R₅₃₀)-Q-R₈₃₀-aryl;
 -R₆₃₀-N(R₉₃₀)-C(R₇₃₀)-N(R₅₃₀)-Q-R₈₃₀-heteroaryl;
 -R₆₃₀-N(R₉₃₀)-C(R₇₃₀)-N(R₅₃₀)-Q-R₈₃₀-heterocyclyl;
 15 -R₆₃₀-N(R₉₃₀)-C(R₇₃₀)-N(R₅₃₀)₂;
 -R₆₃₀-N(R₉₃₀)-C(R₇₃₀)-N $\begin{matrix} \text{A} \\ \text{A} \end{matrix}$;
 -R₆₃₀-N(R₉₃₀)-C(R₇₃₀)-N(R₁₁₃₀)-Q-R₈₃₀-alkyl;
 -R₆₃₀-N(R₉₃₀)-C(R₇₃₀)-N(R₁₁₃₀)-Q-R₈₃₀-alkenyl;
 -R₆₃₀-N(R₉₃₀)-C(R₇₃₀)-N(R₁₁₃₀)-Q-R₈₃₀-aryl;
 20 -R₆₃₀-N(R₉₃₀)-C(R₇₃₀)-N(R₁₁₃₀)-Q-R₈₃₀-heteroaryl;
 -R₆₃₀-N(R₉₃₀)-C(R₇₃₀)-N(R₁₁₃₀)-Q-R₈₃₀-heterocyclyl;
 -R₆₃₀-N(R₉₃₀)-C(R₇₃₀)-N(R₁₁₃₀)H;
 -alkenyl;
 -aryl;
 25 -R₆₃₀-aryl;
 -heteroaryl;
 -heterocyclyl;
 -R₆₃₀-heteroaryl; and
 -R₆₃₀-heterocyclyl;
 30 Z is -N(R₅₃₀)-, -O-, or -S-;
 Q is a bond, -CO-, or -SO₂-;

A represents the atoms necessary to provide a 5- or 6-membered heterocyclic or heteroaromatic ring that contains up to three heteroatoms;

R_{130-6} is selected from:

- alkyl;
- 5 -aryl;
- heteroaryl;
- heterocyclyl;
- alkenyl;
- R_{630} -aryl;
- 10 - R_{630} -heteroaryl; and
- R_{630} -heterocyclyl;

each R_{530} is independently hydrogen, C_{1-10} alkyl, or C_{2-10} alkenyl;

R_{630} is alkylene, alkenylene, or alkynylene, which may be interrupted by one or more -O- groups;

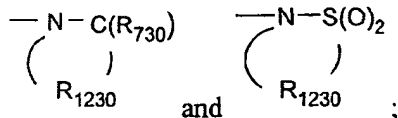
15 R_{730} is =O or =S;

R_{830} is a bond, alkylene, alkenylene, or alkynylene, which may be interrupted by one or more -O- groups;

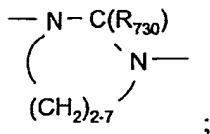
R_{930} is hydrogen, C_{1-10} alkyl, or arylalkyl; or R_{930} can join together with any carbon atom of R_{630} to form a ring of the formula



R_{1030} is hydrogen or C_{1-10} alkyl; or R_{930} and R_{1030} can join together to form a ring selected from



25 R_{1130} is C_{1-10} alkyl; or R_{930} and R_{1130} can join together to form a ring having the structure



R₁₂₃₀ is C₂₋₇ alkylene which is straight chain or branched, wherein the branching does not prevent formation of the ring; and

R₂₃₀, R₃₃₀ and R₄₃₀ are independently selected from hydrogen and non-interfering substituents;

5 and pharmaceutically acceptable salts thereof.

Illustrative non-interfering R₂₃₀ substituents include:

-alkyl;

-alkenyl;

-aryl;

10 -heteroaryl;

-heterocyclyl;

-alkylene-Y-alkyl;

-alkylene-Y-alkenyl;

-alkylene-Y-aryl; and

15 -alkyl or alkenyl substituted by one or more substituents selected from the group consisting of:

-OH;

-halogen;

-N(R₅₃₀)₂;

20 -C(O)-C₁₋₁₀ alkyl;

-C(O)-O-C₁₋₁₀ alkyl;

-N₃;

-aryl;

-heteroaryl;

25 -heterocyclyl;

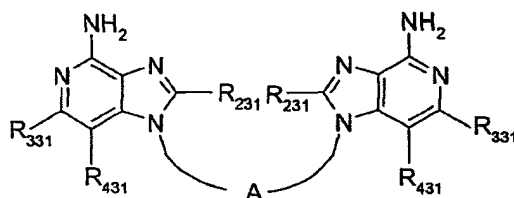
-C(O)-aryl; and

-C(O)-heteroaryl.

Illustrative non-interfering R₃₃₀ and R₄₃₀ substituents include:

30 C₁₋₁₀ alkyl, C₂₋₁₀ alkenyl, C₂₋₁₀ alkynyl, C₁₋₁₀ alkoxy, C₁₋₁₀ alkylthio, amino, alkylamino, dialkylamino, halogen, and nitro.

In another embodiment, the IRM compound can be chosen from 1H-imidazo dimers of the formula (XXXI):



XXXI

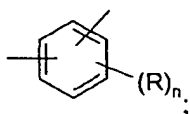
wherein:

- 5 A is a divalent linking group selected from the group consisting of:
- straight or branched chain C₄₋₂₀ alkylene;
 - straight or branched chain C₄₋₂₀ alkenylene;
 - straight or branched chain C₄₋₂₀ alkynylene; and
 - Z-Y-W-Y-Z-;
- 10 each Z is independently selected from the group consisting of:
- straight or branched chain C₂₋₂₀ alkylene;
 - straight or branched chain C₄₋₂₀ alkenylene; and
 - straight or branched chain C₄₋₂₀ alkynylene;
 - any of which may be optionally interrupted by -O-, -N(R₅₃₁)-, or
- 15 -S(O)₂-;
- each Y is independently selected from the group consisting of:
- a bond;
 - N(R₅₃₁)C(O)-;
 - C(O)N(R₅₃₁)-;
 - 20 -N(R₅₃₁)C(O)N(R₅₃₁)-;
 - N(R₅₃₁)S(O)₂-;
 - S(O)₂N(R₅₃₁)-;
 - OC(O)O-;
 - OC(O)-;
 - 25 -C(O)O-;
 - N(R₅₃₁)C(O)O-; and
 - OC(O)N(R₅₃₁)-;
- W is selected from the group consisting of:
- straight or branched chain C₂₋₂₀ alkylene;

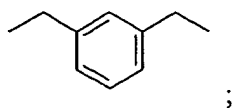
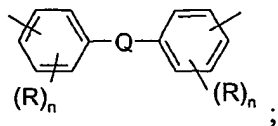
straight or branched chain C₂₋₂₀ alkenylene;
 straight or branched chain C₄₋₂₀ alkynylene;
 straight or branched chain perfluoro C₂₋₂₀ alkylene;
 C₁₋₄ alkylene-O-C₁₋₄ alkylene;

5

-C(O)-;
 -S(O)₂-;
 -OC(O)O-;
 -N(R₅₃₁)C(O)N(R₅₃₁)-;

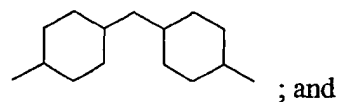
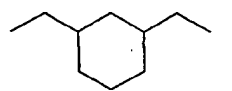


10



1,5-naphthylene;
 2,6-pyridinylene;
 1,2-cyclohexylene;
 1,3-cyclohexylene;
 1,4-cyclohexylene;
 trans-1,4-cyclohexylene;

15



20

trans-5-norbornen-2,3-diyl;

wherein n is 0 - 4; each R is independently selected from the group consisting of C₁₋₄ alkyl, C₁₋₄ alkoxy, and halogen; and Q is selected from the group consisting of a bond, -CH₂-, and -O-;

R₂₃₁ is selected from the group consisting of:

- hydrogen;
-alkyl;
-alkenyl;
-aryl;
5 -substituted aryl;
-heteroaryl;
-substituted heteroaryl;
-alkyl-X-alkyl;
-alkyl-X-aryl;
10 -alkyl-X- alkenyl; and
-alkyl or alkenyl substituted by one or more substituents selected from the
group consisting of:
- OH;
 - halogen;
 - 15 -N(R₆₃₁)₂;
 - C(O)-N(R₆₃₁)₂;
 - C(S)-N(R₆₃₁)₂;
 - S(O)₂-N(R₆₃₁)₂;
 - N(R₆₃₁)-C(O)-C₁₋₁₀ alkyl;
 - 20 -N(R₆₃₁)-C(S)-C₁₋₁₀ alkyl;
 - N(R₆₃₁)- S(O)₂-C₁₋₁₀ alkyl;
 - C(O)-C₁₋₁₀ alkyl;
 - C(O)-O-C₁₋₁₀ alkyl;
 - N₃;
 - 25 -aryl;
 - substituted aryl;
 - heteroaryl;
 - substituted heteroaryl;
 - heterocyclyl;
 - 30 -substituted heterocyclyl;
 - C(O)-aryl;
 - C(O)-(substituted aryl);

-C(O)-heteroaryl; and
 -C(O)-(substituted heteroaryl);

R₃₃₁ and R₄₃₁ are each independently selected from the group consisting of:

-hydrogen;
 5 -halogen;
 -alkyl;
 -alkenyl;
 -X-alkyl; and
 -N(R₆₃₁)₂;

10 or when taken together, R₃₃₁ and R₄₃₁ form a fused aryl or heteroaryl ring that is unsubstituted or substituted by one or more substituents selected from the group consisting of:

-halogen;
 -alkyl;
 15 -alkenyl;
 -X-alkyl; and
 -N(R₆₃₁)₂;

or when taken together, R₃₃₁ and R₄₃₁ form a fused 5 to 7 membered saturated ring, containing 0 to 2 heteroatoms and unsubstituted or
 20 substituted by one or more substituents selected from the group consisting of:

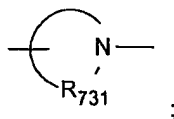
-halogen;
 -alkyl;
 -alkenyl;
 25 -X-alkyl; and
 -N(R₆₃₁)₂;

each R₅₃₁ is independently selected from the group consisting of:

hydrogen;
 C₁₋₆ alkyl;
 30 C₃₋₇ cycloalkyl; and
 benzyl; or

when Y is -N(R₅₃₁)C(O)-, -C(O)N(R₅₃₁)-, -N(R₅₃₁)C(O)N(R₅₃₁)-,

$-N(R_{531})S(O)_2-$, $-S(O)_2N(R_{531})-$, $-N(R_{531})C(O)O-$, or $-OC(O)N(R_{531})-$ and the nitrogen of the $N(R_{531})$ group is bonded to Z, then R_{531} can join with Z to form a ring having the structure



5 each R_{631} is independently hydrogen or C_{1-10} alkyl;

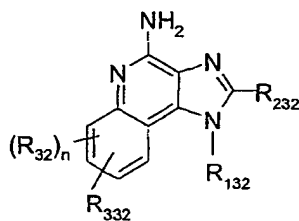
R_{731} is C_{3-8} alkylene; and

X is -O- or -S-;

with the proviso that if W is $-C(O)-$, $-S(O)_2-$, $-OC(O)O-$, or $-N(R_{531})C(O)N(R_{531})-$ then each Y is a bond;

10 and pharmaceutically acceptable salts thereof.

In another embodiment, the IRM compound can be chosen from 6-, 7-, 8-, or 9-position aryl or heteroaryl substituted 1H-imidazo[4,5-c]quinolin-4-amines of the following Formula (XXXII):



15

XXXII

wherein:

20 R_{32} is selected from the group consisting of alkyl, alkoxy, hydroxy, and trifluoromethyl;

n is 0 or 1;

R_{132} and R_{232} are independently selected from the group consisting of hydrogen and non-interfering substituents;

R_{332} is selected from the group consisting of:

25

-Z-Ar,

-Z-Ar'-Y-R₄₃₂,

-Z-Ar'-X-Y-R₄₃₂,

-Z-Ar'-R₅₃₂, and

-Z-Ar'-X-R₅₃₂;

Ar is selected from the group consisting of aryl and heteroaryl both of which can be unsubstituted or can be substituted by one or more substituents independently selected
 5 from the group consisting of alkyl, alkenyl, alkoxy, methylenedioxy, haloalkyl, haloalkoxy, halogen, nitro, hydroxy, hydroxyalkyl, mercapto, cyano, carboxy, formyl, aryl, aryloxy, arylalkoxy, heteroaryl, heteroaryloxy, heteroarylalkoxy, heterocyclyl, heterocyclylalkyl, amino, alkylamino, and dialkylamino;

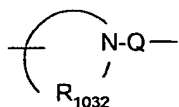
Ar' is selected from the group consisting of arylene and heteroarylene both of which can be unsubstituted or can be substituted by one or more substituents
 10 independently selected from the group consisting of alkyl, alkenyl, alkoxy, haloalkyl, haloalkoxy, halogen, nitro, hydroxy, hydroxyalkyl, mercapto, cyano, carboxy, formyl, aryl, aryloxy, arylalkoxy, heteroaryl, heteroaryloxy, heteroarylalkoxy, heterocyclyl, heterocyclylalkyl, amino, alkylamino, and dialkylamino;

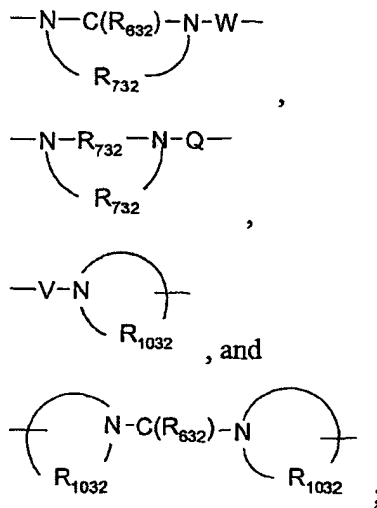
X is selected from the group consisting of alkylene, alkenylene, alkynylene, arylene, heteroarylene, and heterocyclylene wherein the alkylene, alkenylene, and alkynylene groups can be optionally interrupted or terminated with arylene, heteroarylene, or heterocyclylene, and optionally interrupted by one or more -O- groups;

Y is selected from the group consisting of:

20 -S(O)₀₋₂-,
 -S(O)₂-N(R₈₃₂)-,
 -C(R₆₃₂)-,
 -C(R₆₃₂)-O-,
 -O-C(R₆₃₂)-,
 25 -O-C(O)-O-,
 -N(R₈₃₂)-Q-,
 -C(R₆₃₂)-N(R₈₃₂)-,
 -O-C(R₆₃₂)-N(R₈₃₂)-,
 -C(R₆₃₂)-N(OR₉₃₂)-,

30

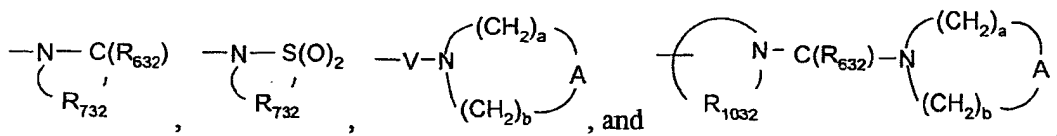




5 Z is selected from the group consisting of a bond, alkylene, alkenylene, and alkyneylene;

R₄₃₂ is selected from the group consisting of hydrogen, alkyl, alkenyl, alkynyl, aryl, arylalkylenyl, aryloxyalkylenyl, alkylarylenyl, heteroaryl, heteroarylalkylenyl, heteroaryloxyalkylenyl, alkylheteroarylenyl, and heterocyclyl wherein the alkyl, alkenyl, 10 alkynyl, aryl, arylalkylenyl, aryloxyalkylenyl, alkylarylenyl, heteroaryl, heteroarylalkylenyl, heteroaryloxyalkylenyl, alkylheteroarylenyl, and heterocyclyl groups can be unsubstituted or substituted by one or more substituents independently selected from the group consisting of alkyl, alkoxy, hydroxyalkyl, haloalkyl, haloalkoxy, halogen, nitro, hydroxy, mercapto, cyano, aryl, aryloxy, arylalkyleneoxy, heteroaryl, heteroaryloxy, 15 heteroarylalkyleneoxy, heterocyclyl, amino, alkylamino, dialkylamino, (dialkylamino)alkyleneoxy, and in the case of alkyl, alkenyl, alkynyl, and heterocyclyl, oxo;

R₅₃₂ is selected from the group consisting of:



20 each R₆₃₂ is independently selected from the group consisting of =O and =S;

each R₇₃₂ is independently C₂₋₇ alkylene;

each R₈₃₂ is independently selected from the group consisting of hydrogen, alkyl, alkoxyalkylenyl, and arylalkylenyl;

R₉₃₂ is selected from the group consisting of hydrogen and alkyl;

each R₁₀₃₂ is independently C₃₋₈ alkylene;

A is selected from the group consisting of -O-, -C(O)-, -S(O)₀₋₂-, -CH₂-, and -N(R₄₃₂)-;

Q is selected from the group consisting of a bond, -C(R₆₃₂)-, -C(R₆₃₂)-C(R₆₃₂)-, -S(O)₂-, -C(R₆₃₂)-N(R₈₃₂)-W-, -S(O)₂-N(R₈₃₂)-, -C(R₆₃₂)-O-, and -C(R₆₃₂)-N(OR₉₃₂)-;

V is selected from the group consisting of -C(R₆₃₂)-, -O-C(R₆₃₂)-, -N(R₈₃₂)-C(R₆₃₂)-, and -S(O)₂-;

W is selected from the group consisting of a bond, -C(O)-, and -S(O)₂-; and

a and b are independently integers from 1 to 6 with the proviso that a + b is ≤ 7; and pharmaceutically acceptable salts thereof.

Illustrative non-interfering R₁₃₂ substituents include:

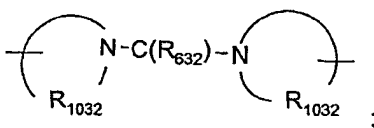
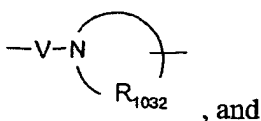
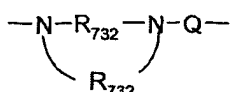
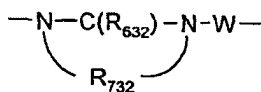
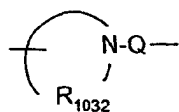
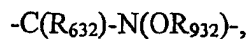
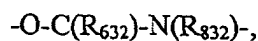
-R₄₃₂,
 -X-R₄₃₂,
 -X-Y-R₄₃₂,
 -X-Y-X-Y-R₄₃₂, and
 -X-R₅₃₂;

wherein:

each X is independently selected from the group consisting of alkylene, alkenylene, alkynylene, arylene, heteroarylene, and heterocyclylene wherein the alkylene, alkenylene, and alkynylene groups can be optionally interrupted or terminated with arylene, heteroarylene, or heterocyclylene, and optionally interrupted by one or more -O- groups;

each Y is independently selected from the group consisting of:

-S(O)₀₋₂-,
 -S(O)₂-N(R₈₃₂)-,
 -C(R₆₃₂)-,
 -C(R₆₃₂)-O-,
 -O-C(R₆₃₂)-,
 -O-C(O)-O-,
 -N(R₈₃₂)-Q-,
 -C(R₆₃₂)-N(R₈₃₂)-,



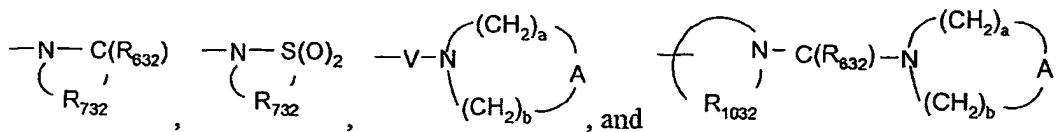
5

10

15

R_{432} is selected from the group consisting of hydrogen, alkyl, alkenyl, alkynyl, aryl, arylalkylenyl, aryloxyalkylenyl, alkylarylenyl, heteroaryl, heteroarylalkylenyl, heteroaryloxyalkylenyl, alkylheteroarylenyl, and heterocyclyl wherein the alkyl, alkenyl, alkynyl, aryl, arylalkylenyl, aryloxyalkylenyl, alkylarylenyl, heteroaryl, heteroarylalkylenyl, heteroaryloxyalkylenyl, alkylheteroarylenyl, and heterocyclyl groups can be unsubstituted or substituted by one or more substituents independently selected from the group consisting of alkyl, alkoxy, hydroxyalkyl, haloalkyl, haloalkoxy, halogen, nitro, hydroxy, mercapto, cyano, aryl, aryloxy, arylalkyleneoxy, heteroaryl, heteroaryloxy, heteroarylalkyleneoxy, heterocyclyl, amino, alkylamino, dialkylamino, (dialkylamino)alkyleneoxy, and in the case of alkyl, alkenyl, alkynyl, and heterocyclyl, oxo;

R_{532} is selected from the group consisting of:



20

each R_{632} is independently selected from the group consisting of =O and =S;

each R_{732} is independently C_{2-7} alkylene;

each R₈₃₂ is independently selected from the group consisting of hydrogen, alkyl, alkoxyalkylenyl, and arylalkylenyl;

each R₉₃₂ is independently selected from the group consisting of hydrogen and alkyl;

5 each R₁₀₃₂ is independently C₃₋₈ alkylene;

A is selected from the group consisting of -O-, -C(O)-, -S(O)₀₋₂-, -CH₂-, and -N(R₄₃₂)-;

each Q is independently selected from the group consisting of a bond, -C(R₆₃₂)-, -C(R₆₃₂)-C(R₆₃₂)-, -S(O)₂-, -C(R₆₃₂)-N(R₈₃₂)-W-, -S(O)₂-N(R₈₃₂)-, -C(R₆₃₂)-O-, and -C(R₆₃₂)-N(OR₉₃₂)-;

each V is independently selected from the group consisting of -C(R₆₃₂)-, -O-C(R₆₃₂)-, -N(R₈₃₂)-C(R₆₃₂)-, and -S(O)₂-;

each W is independently selected from the group consisting of a bond, -C(O)-, and -S(O)₂-; and

15 a and b are independently integers from 1 to 6 with the proviso that a + b is ≤ 7;

Illustrative non-interfering R₂₃₂ substituents include:

-R₄₃₂,

-X-R₄₃₂,

-X-Y-R₄₃₂, and

20 -X-R₅₃₂;

wherein:

X is selected from the group consisting of alkylene, alkenylene, alkynylene, arylene, heteroarylene, and heterocyclylene wherein the alkylene, alkenylene, and alkynylene groups can be optionally interrupted or terminated with arylene, heteroarylene, or heterocyclylene, and optionally interrupted by one or more -O- groups;

Y is selected from the group consisting of:

-S(O)₀₋₂-,

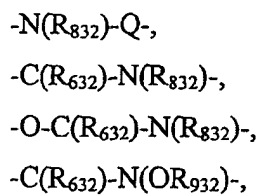
-S(O)₂-N(R₈₃₂)-,

-C(R₆₃₂)-,

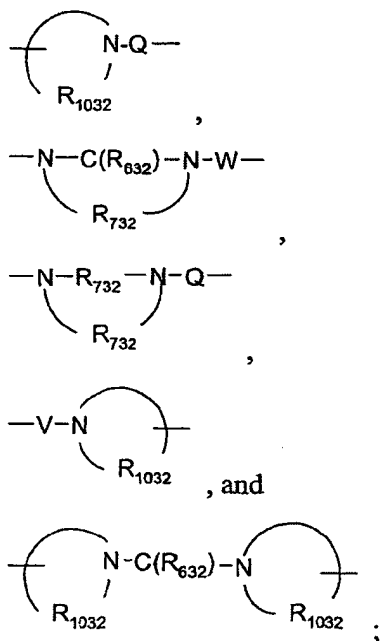
30 -C(R₆₃₂)-O-,

-O-C(R₆₃₂)-,

-O-C(O)-O-,

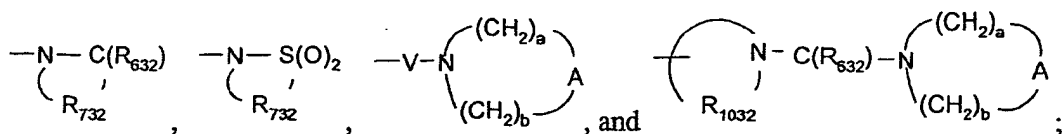


5



10 R₄₃₂ is selected from the group consisting of hydrogen, alkyl, alkenyl, alkynyl, aryl, arylalkylenyl, aryloxyalkylenyl, alkylarylenyl, heteroaryl, heteroarylalkylenyl, heteroaryloxyalkylenyl, alkylheteroarylenyl, and heterocyclyl wherein the alkyl, alkenyl, alkynyl, aryl, arylalkylenyl, aryloxyalkylenyl, alkylarylenyl, heteroaryl, heteroarylalkylenyl, heteroaryloxyalkylenyl, alkylheteroarylenyl, and heterocyclyl groups
 15 can be unsubstituted or substituted by one or more substituents independently selected from the group consisting of alkyl, alkoxy, hydroxyalkyl, haloalkyl, haloalkoxy, halogen, nitro, hydroxy, mercapto, cyano, aryl, aryloxy, arylalkyleneoxy, heteroaryl, heteroaryloxy, heteroarylalkyleneoxy, heterocyclyl, amino, alkylamino, dialkylamino, (dialkylamino)alkyleneoxy, and in the case of alkyl, alkenyl, alkynyl, and heterocyclyl,
 20 oxo;

R₅₃₂ is selected from the group consisting of:



each R₆₃₂ is independently selected from the group consisting of =O and =S;

each R₇₃₂ is independently C₂₋₇ alkylene;

each R₈₃₂ is independently selected from the group consisting of hydrogen, alkyl, alkoxyalkylenyl, and arylalkylenyl;

5 R₉₃₂ is selected from the group consisting of hydrogen and alkyl;

each R₁₀₃₂ is independently C₃₋₈ alkylene;

A is selected from the group consisting of -O-, -C(O)-, -S(O)₀₋₂-, -CH₂-, and -N(R₄₃₂)-;

10 Q is selected from the group consisting of a bond, -C(R₆₃₂)-, -C(R₆₃₂)-C(R₆₃₂)-, -S(O)₂-, -C(R₆₃₂)-N(R₈₃₂)-W-, -S(O)₂-N(R₈₃₂)-, -C(R₆₃₂)-O-, and -C(R₆₃₂)-N(OR₉₃₂)-;

V is selected from the group consisting of -C(R₆₃₂)-, -O-C(R₆₃₂)-, -N(R₈₃₂)-C(R₆₃₂)-, and -S(O)₂-;

W is selected from the group consisting of a bond, -C(O)-, and -S(O)₂-; and

15 a and b are independently integers from 1 to 6 with the proviso that a + b is ≤ 7;

Herein, "non-interfering" means that the ability of the compound or salt to modulate (e.g., induce or inhibit) the biosynthesis of one or more cytokines is not destroyed by the non-interfering substituent.

20 As used herein, the terms "alkyl", "alkenyl", "alkynyl" and the prefix "alk-" are inclusive of both straight chain and branched chain groups and of cyclic groups, i.e. cycloalkyl and cycloalkenyl. Unless otherwise specified, these groups contain from 1 to 20 carbon atoms, with alkenyl and alkynyl groups containing from 2 to 20 carbon atoms. In some embodiments, these groups have a total of up to 10 carbon atoms, up to 8 carbon atoms, up to 6 carbon atoms, or up to 4 carbon atoms. Cyclic groups can be monocyclic or polycyclic and preferably have from 3 to 10 ring carbon atoms. Exemplary cyclic groups include cyclopropyl, cyclopropylmethyl, cyclopentyl, cyclohexyl, adamantyl, and substituted and unsubstituted bornyl, norbornyl, and norbornenyl.

30 Unless otherwise specified, "alkylene", "alkenylene", and "alkynylene" are the divalent forms of the "alkyl", "alkenyl", and "alkynyl" groups defined above. Likewise, "alkylenyl", "alkenylenyl", and "alkynylenyl" are the divalent forms of the "alkyl",

"alkenyl", and "alkynyl" groups defined above. For example, an arylalkylenyl group comprises an alkylene moiety to which an aryl group is attached.

The term "haloalkyl" is inclusive of groups that are substituted by one or more halogen atoms, including perfluorinated groups. This is also true of other groups that include the prefix "halo-". Examples of suitable haloalkyl groups are chloromethyl, trifluoromethyl, and the like. Similarly, the term "fluoroalkyl" is inclusive of groups that are substituted by one or more fluorine atoms, including perfluorinated groups (e.g., trifluoromethyl).

The term "aryl" as used herein includes carbocyclic aromatic rings or ring systems. Examples of aryl groups include phenyl, naphthyl, biphenyl, fluorenyl and indenyl.

The term "heteroatom" refers to the atoms O, S, or N.

The term "heteroaryl" includes aromatic rings or ring systems that contain at least one ring heteroatom (e.g., O, S, N). Suitable heteroaryl groups include furyl, thienyl, pyridyl, quinolinyl, isoquinolinyl, indolyl, isoindolyl, triazolyl, pyrrolyl, tetrazolyl, imidazolyl, pyrazolyl, oxazolyl, thiazolyl, benzofuranyl, benzothiophenyl, carbazolyl, benzoxazolyl, pyrimidinyl, benzimidazolyl, quinoxalyl, benzothiazolyl, naphthyridinyl, isoxazolyl, isothiazolyl, purinyl, quinazolinyl, pyrazinyl, 1-oxidopyridyl, pyridazinyl, triazinyl, tetrazinyl, oxadiazolyl, thiadiazolyl, and so on.

The term "heterocyclyl" includes non-aromatic rings or ring systems that contain at least one ring heteroatom (e.g., O, S, N) and includes all of the fully saturated and partially unsaturated derivatives of the above mentioned heteroaryl groups. Exemplary heterocyclic groups include pyrrolidinyl, tetrahydrofuranyl, morpholinyl, thiomorpholinyl, piperidinyl, piperazinyl, thiazolidinyl, imidazolidinyl, isothiazolidinyl, tetrahydropyranyl, quinuclidinyl, homopiperidinyl, homopiperazinyl, and the like.

The terms "arylene," "heteroarylene," and "heterocyclylene" are the divalent forms of the "aryl," "heteroaryl," and "heterocyclyl" groups defined above. Likewise, "arylenyl," "heteroarylenyl," and "heterocyclenyl" are the divalent forms of the "aryl," "heteroaryl," and "heterocyclyl" groups defined above. For example, an alkylarylenyl group comprises an arylene moiety to which an alkyl group is attached.

Unless otherwise specified, the aryl, heteroaryl, and heterocyclyl groups of Formulas IX - XXX can be unsubstituted or substituted by one or more substituents independently selected from the group consisting of alkyl, alkoxy, methylenedioxy,

ethylenedioxy, alkylthio, haloalkyl, haloalkoxy, haloalkylthio, halogen, nitro, hydroxy, mercapto, cyano, carboxy, formyl, aryl, aryloxy, arylthio, arylalkoxy, arylalkylthio, heteroaryl, heteroaryloxy, heteroarylthio, heteroarylalkoxy, heteroarylalkylthio, amino, alkylamino, dialkylamino, heterocyclyl, heterocycloalkyl, alkylcarbonyl, alkenylcarbonyl, alkoxy carbonyl, haloalkylcarbonyl, haloalkoxy carbonyl, alkylthiocarbonyl, arylcarbonyl, heteroarylcarbonyl, heterocyclylcarbonyl, aryloxy carbonyl, heteroaryloxy carbonyl, arylthiocarbonyl, heteroarylthiocarbonyl, alkanoyloxy, alkanoylthio, alkanoylamino, aroyloxy, aroylthio, aroylamino, alkylaminosulfonyl, alkylsulfonyl, arylsulfonyl, heteroarylsulfonyl, aryldiazinyl, alkylsulfonylamino, arylsulfonylamino, arylalkylsulfonylamino, alkylcarbonylamino, alkenylcarbonylamino, arylcarbonylamino, arylalkylcarbonylamino, heteroarylcarbonylamino, heteroarylalkylcarbonylamino, alkylsulfonylamino, alkenylsulfonylamino, arylsulfonylamino, arylalkylsulfonylamino, heteroarylsulfonylamino, heteroarylalkylsulfonylamino, alkylaminocarbonyl, dialkylaminocarbonyl, arylaminocarbonyl, arylalkylaminocarbonyl, alkenylaminocarbonyl, heteroarylaminocarbonyl, heteroarylalkylaminocarbonyl, alkylaminocarbonylamino, alkenylaminocarbonylamino, arylaminocarbonylamino, arylalkylaminocarbonylamino, heteroarylaminocarbonylamino, heteroarylalkylaminocarbonylamino and, in the case of heterocyclyl, oxo. If any other groups are identified as being "substituted" or "optionally substituted", then those groups can also be substituted by one or more of the above enumerated substituents.

When a group (or substituent or variable) is present more than once in any Formula described herein, each group (or substituent or variable) is independently selected, whether explicitly stated or not. For example, for the formula $-N(R_{631})_2$ each R_{631} group is independently selected. In another example, when an R_{232} and an R_{332} group both contain an R_{432} group, each R_{432} group is independently selected. In a further example, when more than one Y group is present (i.e. R_{232} and R_{332} both contain a Y group) and each Y group contains one or more R_{332} groups, then each Y group is independently selected, and each R_{332} group is independently selected.

In certain embodiments, the immune response modifier is selected from the group consisting of imidazoquinoline amines, tetrahydroimidazoquinoline amines, imidazopyridine amines, 6,7-fused cycloalkylimidazopyridine amines, 1,2-bridged imidazoquinoline amines, imidazonaphthyridine amines, imidazotetrahydronaphthyridine

amines, oxazoloquinoline amines, thiazoloquinoline amines, oxazolopyridine amines, thiazolopyridine amines, oxazolnaphthyridine amines, thiazolonaphthyridine amines, 1*H*-imidazo dimers fused to pyridine amines, quinoline amines, tetrahydroquinoline amines, naphthyridine amines, or tetrahydronaphthyridine amines, and combinations thereof.

5 In certain embodiments, the immune response modifier is selected from the group consisting of imidazoquinoline amines, tetrahydroimidazoquinoline amines, imidazopyridine amines, and combinations thereof.

 In certain embodiments, the immune response modifier is selected from the group consisting of amide substituted imidazoquinoline amines, sulfonamide substituted
10 imidazoquinoline amines, urea substituted imidazoquinoline amines, aryl ether substituted imidazoquinoline amines, heterocyclic ether substituted imidazoquinoline amines, amido ether substituted imidazoquinoline amines, sulfonamido ether substituted imidazoquinoline amines, urea substituted imidazoquinoline ethers, thioether substituted imidazoquinoline amines, 6-, 7-, 8-, or 9-aryl or heteroaryl substituted imidazoquinoline
15 amines, amide substituted tetrahydroimidazoquinoline amines, sulfonamide substituted tetrahydroimidazoquinoline amines, urea substituted tetrahydroimidazoquinoline amines, aryl ether substituted tetrahydroimidazoquinoline amines, heterocyclic ether substituted tetrahydroimidazoquinoline amines, amido ether substituted tetrahydroimidazoquinoline amines, sulfonamido ether substituted tetrahydroimidazoquinoline amines, urea substituted
20 tetrahydroimidazoquinoline ethers, thioether substituted tetrahydroimidazoquinoline amines, amide substituted imidazopyridine amines, sulfonamide substituted imidazopyridine amines, urea substituted imidazopyridine amines, aryl ether substituted imidazopyridine amines, heterocyclic ether substituted imidazopyridine amines, amido ether substituted imidazopyridine amines, sulfonamido ether substituted imidazopyridine
25 amines, urea substituted imidazopyridine ethers, thioether substituted imidazopyridine amines, and combinations thereof.

 In certain embodiments, the immune response modifier is selected from the group consisting of amide substituted imidazoquinoline amines, sulfonamide substituted imidazoquinoline amines, urea substituted imidazoquinoline amines, thioether substituted
30 imidazoquinoline amines, 7-aryl substituted imidazoquinoline amines, 7-heteroaryl substituted imidazoquinoline amines, sulfonamide substituted tetrahydroimidazoquinoline amines, and combinations thereof.

In certain embodiments, the immune response modifier is a sulfonamide substituted imidazoquinoline amine.

In certain embodiments, the immune response modifier is selected from the group consisting of:

- 5 N¹-{4-[4-amino-2-(2-methoxyethyl)-6,7,8,9-tetrahydro-1*H*-imidazo[4,5-*c*]quinolin-1-yl]butyl}-4-fluoro-1-benzenesulfonamide,
 N-[3-(4-amino-2-butyl-1*H*-imidazo[4,5-*c*]quinolin-1-yl)propyl]morpholine-4-carboxamide,
 N-{3-[4-amino-2-(2-methoxyethyl)-1*H*-imidazo[4,5-*c*]quinolin-1-yl]-2,2-dimethylpropyl}-N¹-phenylurea,
 10 N-{2-[4-amino-2-(ethoxymethyl)-1*H*-imidazo[4,5-*c*]quinolin-1-yl]-1,1-dimethylethyl}methanesulfonamide,
 2-butyl-1-[2-(propylsulfonyl)ethyl]-1*H*-imidazo[4,5-*c*]quinolin-4-amine,
 N-{2-[4-amino-2-(ethoxymethyl)-1*H*-imidazo[4,5-*c*]quinolin-1-yl]-1,1-dimethylethyl}-2-
 15 ethoxyacetamide,
 N-{4-[4-amino-2-(cyclopropylmethyl)-1*H*-imidazo[4,5-*c*]quinolin-1-yl]butyl}methanesulfonamide,
 N-{2-[4-amino-2-(ethoxymethyl)-1*H*-imidazo[4,5-*c*]quinolin-1-yl]-1,1-dimethylethyl}-N¹-
 cyclohexylurea,
 20 N-{2-[4-amino-2-(ethoxymethyl)-1*H*-imidazo[4,5-*c*]quinolin-1-yl]-1,1-dimethylethyl}cyclohexanecarboxamide,
 N-{2-[4-amino-2-(ethoxymethyl)-6,7,8,9-tetrahydro-1*H*-imidazo[4,5-*c*]quinolin-1-yl]-1,1-dimethylethyl}methanesulfonamide,
 N-[3-(4-amino-2-butyl-1*H*-imidazo[4,5-*c*]quinolin-1-yl)-2,2-
 25 dimethylpropyl]methanesulfonamide,
 N-[2-(4-amino-2-butyl-1*H*-imidazo[4,5-*c*]quinolin-1-yl)-1,1-dimethylethyl]methanesulfonamide,
 N-{2-[4-amino-2-(2-methoxyethyl)-6,7,8,9-tetrahydro-1*H*-imidazo[4,5-*c*]quinolin-1-yl]-1,1-dimethylethyl}methanesulfonamide,
 30 1-[4-amino-7-(5-hydroxymethylpyridin-3-yl)-2-(2-methoxyethyl)-1*H*-imidazo[4,5-*c*]quinolin-1-yl]-2-methylpropan-2-ol,

- 1-[4-amino-7-(3-hydroxymethylphenyl)-2-(2-methoxyethyl)-1*H*-imidazo[4,5-*c*]quinolin-1-yl]-2-methylpropan-2-ol,
 N-{3-[4-amino-1-(2-hydroxy-2-methylpropyl)-2-(methoxyethyl)-1*H*-imidazo[4,5-*c*]quinolin-7-yl]phenyl}methanesulfonamide,
 5 {5-[4-amino-2-(2-methoxyethyl)-1-(2-methylpropyl)-1*H*-imidazo[4,5-*c*]quinolin-7-yl]pyridin-3-yl}methanol,
 1-[4-amino-2-(ethoxymethyl)-7-(pyridin-3-yl)-1*H*-imidazo[4,5-*c*]quinolin-1-yl]-2-methylpropan-2-ol,
 1-{4-amino-2-(ethoxymethyl)-7-[5-(hydroxymethyl)pyridin-3-yl]-1*H*-imidazo[4,5-*c*]quinolin-1-yl}-2-methylpropan-2-ol,
 10 N-(2-{4-amino-2-ethoxymethyl-7-[6-(methanesulfonylamino)hexyloxy]-1*H*-imidazo[4,5-*c*]quinolin-1-yl}-1,1-dimethylethyl)methanesulfonamide,
 N-(6-{[4-amino-2-ethoxymethyl-1-(2-methanesulfonylamino-2-methylpropyl)-1*H*-imidazo[4,5-*c*]quinolin-7-yl]oxy}hexyl)acetamide,
 15 N-[2-(4-amino-2-ethoxymethyl-1-propyl-1*H*-imidazo[4,5-*c*]quinolin-7-yloxy)ethyl]methanesulfonamide,
 1-[4-amino-2-(ethoxymethyl)-7-(1*H*-pyrazol-4-yl)-1*H*-imidazo[4,5-*c*]quinolin-1-yl]-2-methylpropan-2-ol,
 3-[4-amino-2-(ethoxymethyl)-7-(pyridin-3-yl)-1*H*-imidazo[4,5-*c*]quinolin-1-yl]propane-1,2-diol,
 20 and combinations thereof

In certain embodiments, the immune response modifier is selected from the group consisting of:

- N-[3-(4-amino-2-butyl-1*H*-imidazo[4,5-*c*]quinolin-1-yl)propyl]morpholine-4-
 25 carboxamide,
 N-{3-[4-amino-2-(2-methoxyethyl)-1*H*-imidazo[4,5-*c*]quinolin-1-yl]-2,2-dimethylpropyl}-*N'*-phenylurea,
 N-{2-[4-amino-2-(ethoxymethyl)-1*H*-imidazo[4,5-*c*]quinolin-1-yl]-1,1-dimethylethyl}methanesulfonamide,
 30 2-butyl-1-[2-(propylsulfonyl)ethyl]-1*H*-imidazo[4,5-*c*]quinolin-4-amine,
 N-{2-[4-amino-2-(ethoxymethyl)-1*H*-imidazo[4,5-*c*]quinolin-1-yl]-1,1-dimethylethyl}-2-ethoxyacetamide,

N-{2-[4-amino-2-(ethoxymethyl)-1*H*-imidazo[4,5-*c*]quinolin-1-yl]-1,1-dimethylethyl}-*N'*-cyclohexylurea,

N-{2-[4-amino-2-(ethoxymethyl)-6,7,8,9-tetrahydro-1*H*-imidazo[4,5-*c*]quinolin-1-yl]-1,1-dimethylethyl}methanesulfonamide,

5 N-[2-(4-amino-2-butyl-1*H*-imidazo[4,5-*c*]quinolin-1-yl)-1,1-dimethylethyl]methanesulfonamide,

N-{2-[4-amino-2-(2-methoxyethyl)-6,7,8,9-tetrahydro-1*H*-imidazo[4,5-*c*]quinolin-1-yl]-1,1-dimethylethyl}methanesulfonamide,

10 1-{4-amino-2-(ethoxymethyl)-7-[5-(hydroxymethyl)pyridin-3-yl]-1*H*-imidazo[4,5-*c*]quinolin-1-yl}-2-methylpropan-2-ol,

N-(6-{{4-amino-2-ethoxymethyl-1-(2-methanesulfonylamino-2-methylpropyl)-1*H*-imidazo[4,5-*c*]quinolin-7-yl}oxy}hexyl)acetamide,

and combinations thereof.

In certain embodiments, the immune response modifier is N-{2-[4-amino-2-(ethoxymethyl)-1*H*-imidazo[4,5-*c*]quinolin-1-yl]-1,1-dimethylethyl}methanesulfonamide and pharmaceutically acceptable salts thereof.

The IRM compounds and salts thereof described herein include any of their pharmaceutically acceptable forms, such as isomers (e.g., diastereomers and enantiomers), solvates, polymorphs, and the like. In particular, if a compound is optically active, the invention specifically includes the use of each of the compound's enantiomers as well as racemic combinations of the enantiomers.

The immune response modifier can, for example, be a salt of an acid selected from the group consisting of a carboxylic acid, a halo acid, sulfuric acid, phosphoric acid, dicarboxylic acid, tricarboxylic acid, and combinations thereof. In certain embodiments, the salt of the immune response modifier can be a salt of an acid selected from the group consisting of hydrobromic acid, hydrochloric acid, lactic acid, glutamic acid, gluconic acid, tartaric acid, succinic acid, and combinations thereof.

The immune response modifier is substantially completely dissolved at a therapeutic level (i.e., therapeutically effective amount) in the formulation at room temperature. This amount is effective to treat and/or prevent a specified condition (e.g., allergic rhinitis, a viral infection, sinusitis, asthma). In general, the amount of the IRM compound present in an aqueous (preferably, sprayable) formulation of the invention will

be an amount effective to provide a desired physiological effect, e.g., to treat a targeted condition (e.g., reduce symptoms of allergic rhinitis), to prevent recurrence of the condition, or to promote immunity against the condition. For certain embodiments, an amount effective to treat or inhibit a viral infection is an amount that will cause a
5 reduction in one or more manifestations of viral infections, such as viral load, rate of virus production, or mortality as compared to untreated control animals.

The amount of an IRM compound that will be therapeutically effective in a specific situation will depend on such things as the activity of the particular compound, the dosing regimen, the application site, the particular formulation and the condition being
10 treated. As such, it is generally not practical to identify specific administration amounts herein; however, those skilled in the art will be able to determine appropriate therapeutically effective amounts based on the guidance provided herein, information available in the art pertaining to these compounds, and routine testing.

In certain embodiments of the formulations of the invention, the amount or
15 concentration of the IRM compound (or combinations of IRMs) is at least 0.0001% by weight (wt-%), in other embodiments, at least 0.001 wt-%, in other embodiments at least 0.01 wt-%, in other embodiments at least 0.1 wt-%, in other embodiments at least 0.5 wt-%, in other embodiments at least 1.0 wt-%, and in other embodiments at least 1.5 wt-%, based on the total formulation weight. In certain embodiments, the amount of the IRM
20 compound (or combinations of IRMs) is at most 5.0 wt-%, and in other embodiments at most 3.0 wt-%, based on the total formulation weight.

Hydrophilic Viscosity Enhancing Agents

Formulations of the invention include a hydrophilic viscosity enhancing agent,
25 preferably one that is a mucoadhesive. In this context, hydrophilic means the agent is water soluble or water dispersible.

Examples of suitable hydrophilic viscosity enhancing agents include: cellulose
ethers such as hydroxypropyl methylcellulose, hydroxymethyl cellulose, hydroxypropyl
cellulose, and carboxymethylcellulose sodium; polysaccharide gums such as xanthan gum
30 and carrageenan; and acrylic acid polymers (i.e., homopolymers and copolymers) made from acrylic acid crosslinked with, for example, allyl sucrose or allyl pentaerythriol such as those polymers designated as carbomers in the United States Pharmacopoeia. Various

combinations of these can be used if desired. Certain embodiments of the present invention include an acrylic acid polymer (i.e., polyacrylic acid polymer), carboxymethylcellulose sodium, xanthan gum, and combinations thereof.

Various grades of carboxymethylcellulose sodium are commercially available that have differing aqueous viscosities. Aqueous 1% weight by volume (w/v) solutions with viscosities of 5-13,000 cps may be obtained. Examples include carboxymethylcellulose sodium, high viscosity, USP (CA194); carboxymethylcellulose sodium, medium viscosity, USP (CA192); and carboxymethylcellulose sodium, low viscosity, USP (CA193); all of which are available from Spectrum Chemicals and Laboratory Products, Inc., Gardena, CA, USA; and AKUCCELL AF 3085 (high viscosity), AKUCCELL AF 2785 (medium viscosity), and AKUCCELL AF 0305 (low viscosity), all of which are available from Akzo Nobel Functional Chemicals, Amersfoort, The Netherlands. In some embodiments of the invention, grades of carboxymethylcellulose sodium having a low aqueous viscosity are preferred.

In some embodiments of the invention, the hydrophilic viscosity enhancing agent is negatively charged. These include carboxymethylcellulose sodium, xanthan gum, and the carbomers.

In some embodiments of the invention, the hydrophilic viscosity enhancing agent includes carboxylic acid and/or carboxylate groups. Examples of such agents include carboxymethylcellulose sodium, xanthan gum, and the acrylic acid polymers.

In some embodiments of the invention the hydrophilic viscosity enhancing agent is uncrosslinked. Examples of such agents include cellulose ethers and xanthan gum.

The hydrophilic viscosity enhancing agent is present in formulations of the invention in an amount sufficient to bring the viscosity to a level of less than 100 centipoise (cps), preferably less than about 50 cps, more preferably less than about 20 cps, and most preferably less than about 10 cps. The viscosity is determined at 20 ± 0.1 °C using a double-gap concentric cylinder at a controlled strain rate of 10 s^{-1} to 1000 s^{-1} .

In certain embodiments, the amount or concentration of the hydrophilic viscosity enhancing agent (or combinations of such agents) is at least 0.01 wt-%, in other embodiments at least 0.025 wt-%, in other embodiments at least 0.05 wt-%, and in other embodiments at least 0.1 wt-%, based on the total formulation weight. In certain embodiments, the amount of the viscosity enhancing agent (or combinations of such

agents) is at most 2.0 wt-%, in other embodiments at most 1.0 wt-%, in other embodiments at most 0.5 wt-%, and in other embodiments at most 0.25 wt-%, based on the total formulation weight.

5

pH Adjusting Agents and Buffers

Formulations of the invention can additionally include a pharmaceutically acceptable pH adjusting agent to adjust the pH of the formulation to the desired range. Generally, the pH is at least 4. Typically, the pH is no greater than 8, usually no greater than 7, and in some cases no greater than 6. The pH adjusting agent may be any pharmaceutically acceptable acid or base. Examples of suitable pH adjusting agents include hydrochloric acid, sodium hydroxide, tromethamine, and potassium hydroxide. Combinations of such agents can be used if desired.

The formulations of the invention can additionally include a pharmaceutically acceptable buffer to maintain the pH of the formulations in the desired range (generally, 4 to 8, usually, 4 to 7, and often, 4 to 6). The buffer may be any pharmaceutically acceptable buffer that provides one or more of the desired pH ranges. Examples of suitable buffers include buffers containing lactic acid, tartaric acid, citric acid, and succinic acid. Combinations of buffers can be used if desired. The buffers can also function as tonicity adjusting agents.

20

Cosolvents

The formulations of the invention can additionally include a water-miscible cosolvent. The water-miscible cosolvent assists in dissolving the immune response modifier or a salt thereof. The cosolvent can be a single component or a combination. Examples of suitable cosolvents include propylene glycol, glycerin, polyethylene glycol 400, diethylene glycol monoethyl ether, and combinations thereof. Certain water-miscible cosolvents, such as glycerin or propylene glycol, also add beneficial humectant properties to the formulations.

25

In certain embodiments, the cosolvent (or combination of cosolvents) is present in an amount of at least 5 wt-%, in other embodiments at least 10 wt-%, and in other embodiments at least 15 wt-%, based on the total weight of the formulation. In certain

30

embodiments, the cosolvent (or combination of cosolvents) is present in an amount of at most 25 wt-%, and in other embodiments at most 20 wt-%, based on the total weight of the formulation. In certain preferred formulations, the cosolvent is present in an amount of 5 wt-% to 15 wt-%.

5 In certain embodiments, if a cosolvent is used, then water is present in an amount of at least 75 wt-%, and in other embodiments at least 80 wt-%, based on the total weight of the formulation. In certain embodiments, if a cosolvent is used, then water is present in an amount of at least 90 wt-%, and in other embodiments at least 95 wt-%, based on the total weight of the formulation.

10

Preservatives

The formulations of the invention can additionally include a preservative. The preservative includes one or more compounds that inhibit microbial growth (e.g., fungal and bacterial growth) within the composition. Suitable preservatives include
15 benzalkonium chloride, benzethonium chloride, methylparaben, propylparaben, phenyl ethyl alcohol, and combinations thereof. Preferably, the preservative is benzalkonium chloride. Certain water-miscible cosolvents, such as glycerin or propylene glycol, also have antimicrobial properties when present in amounts greater than 15 wt-%.

In certain embodiments, the preservative (or combination of preservatives) is
20 present in an amount of at least 0.005 wt-%, in other embodiments at least 0.01 wt-%, and in other embodiments at least 0.02 wt-%, based on the total weight of the formulation. In certain embodiments, the preservative (or combination of preservatives) is present in an amount of at most 0.5 wt-%, and in other embodiments at most 0.2 wt-%, based on the total weight of the formulation.

25

Chelating agents

The formulations of the invention can additionally include a chelating agent. Chelating agents are compounds that complex metal ions. Examples of suitable chelating agents include ethylenediaminetetracetic acid (EDTA) and derivatives thereof such as the
30 disodium salt, and ethylenediaminetetracetic acid disodium salt dihydrate. Preferably, the chelating agent is ethylenediaminetetracetic acid disodium salt dihydrate (edetate disodium).

In certain embodiments, the chelating agent (or combination of chelating agents) is present in an amount of at least 0.005 wt-%, in other embodiments at least 0.01 wt-%, in other embodiments at least 0.02 wt-%, and in other embodiments at least 0.05 wt-%, based on the total weight of the formulation. In certain embodiments, the chelating agent (or combination of chelating agents) is present in an amount of at most 0.5 wt-%, and in other
5 embodiments at most 0.2 wt-%, based on the total weight of the formulation.

Applications

Formulations of the invention can be applied to the respiratory tract (e.g., nasal passages) of a subject (particularly, e.g., a mammal). Depending on the particular IRM compound, IRM compound concentration, and formulation composition, the therapeutic effect of the IRM compound may extend only to the superficial layers of the respiratory tract (e.g., nasal passages) or to tissues below the surface. Thus, another aspect of the present invention is directed to a method for the treatment of a nasal-associated condition
10 by applying (preferably by spraying) one of the foregoing formulations into the nasal passages.

As used herein, a "nasal-associated condition" is defined as a condition in which an extrinsic protein (i.e., allergen, viral, bacterial, fungal) contacts the nasal mucosa creating an allergic and/or flu-like immune response. Examples include allergic rhinitis, sinusitis,
20 asthma, and influenza.

Allergic rhinitis is a nasal-associated condition in which a subject is sensitized to one or more antigens (i.e., allergens). When a sensitized subject is re-exposed to an antigen, mediators are released quickly leading to rhinorrhea, increased nasal mucosal secretions, increased vascular permeability and vasodilation in the subject's nasal mucosa.
25 IRMs have the ability to desensitize a subject to one or more antigens. As can be seen in Table 7, the formulation of Example 61 which contains IRM 22, when dosed at 0.375 wt-%, was able to inhibit 95% of nasal perfusion of Evan's blue when the sensitized subjects were re-exposed to the antigen ovalbumin. Thus, when a subject is treated with an IRM prior to a re-exposure to an antigen, the IRM is capable of desensitizing subjects who have
30 been sensitized to an antigen.

Accordingly, the present invention includes use of the formulations described herein for treating and/or preventing allergic rhinitis, treating and/or preventing a viral

infection, treating and/or preventing sinusitis, and treating and/or preventing asthma. For treatment of asthma, the formulations would generally be delivered to the lung via inhalation, e.g., by a nebulizer or spray.

5 The present invention also provides a method of desensitizing a subject to an antigen, the method involves administering to the subject an IRM compound in a formulation of the present invention, after the subject has been sensitized to the antigen, in an amount effective to desensitize the subject to the antigen. Preferably, the IRM compound is administered to the subject at least four hours prior to re-exposure of the subject to the antigen.

10 The formulations of the present invention can also be used administered together (e.g., in one composition or separately but simultaneously) with a vaccine for enhanced vaccine effectivity.

In some embodiments, the methods of the present invention include administering sufficient formulation to provide a dose of IRM compound of, for example, from 100
15 ng/kg to 50 mg/kg to the subject, although in some embodiments the methods may be performed by administering IRM compound in concentrations outside this range. In some of these embodiments, the method includes administering sufficient formulation to provide a dose of IRM compound of from 10 µg/kg to 5 mg/kg to the subject, for example, a dose of from 100 µg/kg to 1 mg/kg.

20 In some embodiments, the above-described formulations are particularly advantageous for application for a period of time sufficient to obtain a desired therapeutic effect without undesired systemic absorption of the IRM.

EXAMPLES

25 Objects and advantages of this invention are further illustrated by the following examples, but the particular materials and amounts thereof recited in these examples, as well as other conditions and details, should not be construed to unduly limit this invention.

IRM COMPOUNDS

30 The IRM compounds that were used to prepare the aqueous formulations are shown in Table 1 below.

Table 1		
Compound	Chemical Name	Reference
IRM 1	N-{2-[4-amino-2-(ethoxymethyl)-1 <i>H</i> -imidazo[4,5- <i>c</i>]quinolin-1-yl]-1,1-dimethylethyl}methanesulfonamide	U.S. 6,677,349 Example 268
IRM 2	4-amino-2-butyl- α,α -dimethyl-1 <i>H</i> -imidazo[4,5- <i>c</i>][1,5]naphthyridine-1-ethanol	U.S. 6,194,425 Example 62
IRM 3	2-(2-methoxyethyl)-1-(2-methylpropyl)-1 <i>H</i> -imidazo[4,5- <i>c</i>]quinolin-4-amine	U.S. 5,389,640 Example 72
IRM 4	4-amino- $\alpha,\alpha,2$ -trimethyl-6,7,8,9-tetrahydro-1 <i>H</i> -imidazo[4,5- <i>c</i>]quinoline-1-ethanol	U.S. 5,342,784 Example 87
IRM 5	4-amino-2-ethyl- α,α -dimethyl-1 <i>H</i> -imidazo[4,5- <i>c</i>]quinoline-1-ethanol	U.S. 5,266,575 Example 6
IRM 6	2-hydroxymethyl-1-(2-methylpropyl)-6,7,8,9-tetrahydro-1 <i>H</i> -imidazo[4,5- <i>c</i>]quinolin-4-amine	U.S. 5,352,784 Example 94
IRM 7	4-amino- $\alpha,\alpha,2$ -trimethyl-1 <i>H</i> -imidazo[4,5- <i>c</i>]quinoline-1-ethanol	U.S. 5,266,575 Example C1
IRM 8	2-ethoxymethyl-1-[2-(3-phenylpropoxy)ethyl]-1 <i>H</i> -imidazo[4,5- <i>c</i>]quinolin-4-amine hydrochloride	U.S. 6,670,372 Example 16
IRM 9	N-[4-(4-amino-2-butyl-6,7-dimethyl-1 <i>H</i> -imidazo[4,5- <i>c</i>]pyridin-1-yl)butyl]methanesulfonamide	U.S. 6,525,064 Example 2
IRM 10	N-{4-[4-amino-2-(2-methoxyethyl)-1 <i>H</i> -imidazo[4,5- <i>c</i>]quinolin-1-yl]butyl}-1-isoquinolinecarboxamide	U.S. 6,451,810 Example 57
IRM 11	N-[3-(4-amino-2-butyl-1 <i>H</i> -imidazo[4,5- <i>c</i>]quinolin-1-yl)propyl]morpholine-4-carboxamide	U.S. 6,573,273 Example 151
IRM 12	4-amino-2-(ethoxymethyl)- α,α -dimethyl-6,7,8,9-tetrahydro-1 <i>H</i> -imidazo[4,5- <i>c</i>]quinoline-1-ethanol	U.S. 5,352,784 Example 91
IRM 13	N-[3-(4-amino-2-butyl-1 <i>H</i> -imidazo[4,5- <i>c</i>]quinolin-1-yl)propyl]- <i>N'</i> -butylurea	U.S. 6,573,273 Example 150
IRM 14	N-[2-(4-amino-2-butyl-1 <i>H</i> -imidazo[4,5- <i>c</i>]quinolin-1-yl)ethyl]methanesulfonamide	U.S. 6,677,349 Example 265
IRM 15	2-butyl-1-[4-(1,1-dioxidoisothiazolidin-2-yl)butyl]-1 <i>H</i> -imidazo[4,5- <i>c</i>]quinolin-4-amine	U.S. 6,677,349 Example 267
IRM 16	2-methyl-1-[5-(methylsulfonyl)pentyl]-1 <i>H</i> -imidazo[4,5- <i>c</i>]quinolin-4-amine	U.S. 6,664,264 Example 12
IRM 17	N-[2-(4-amino-2-butyl-6,7-dimethyl-1 <i>H</i> -imidazo[4,5- <i>c</i>]pyridin-1-yl)-1,1-dimethylethyl]methanesulfonamide	U.S. 6,525,064#
IRM 18	2-butyl-1-{2-[2-(methylsulfonyl)ethoxy]ethyl}-1 <i>H</i> -imidazo[4,5- <i>c</i>]quinolin-4-amine	U.S. Ser. No. 60/526772 Example 2
IRM 19	1-[2-(4-amino-2-ethoxymethyl-7-hydroxy-1 <i>H</i> -imidazo[4,5- <i>c</i>]quinolin-1-yl)-1,1-dimethylethyl]-3-isopropylurea	U.S. Ser. No. 60/581254 Example 145
IRM 20	1-(2-amino-2-methylpropyl)-2-(ethoxymethyl)-1 <i>H</i> -imidazo[4,5- <i>c</i>]quinolin-4-amine	U.S. 6,677,349 Example 268 Part G

Table 1		
Compound	Chemical Name	Reference
IRM 21	N-{2-[4-amino-2-(2-methoxyethyl)-6,7,8,9-tetrahydro-1 <i>H</i> -imidazo[4,5- <i>c</i>]quinolin-1-yl]-1,1-dimethylethyl}methanesulfonamide	U.S. 6,331,539 [#]
IRM 22	N-[2-(4-amino-2-butyl-1 <i>H</i> -imidazo[4,5- <i>c</i>]quinolin-1-yl)-1,1-dimethylethyl]methanesulfonamide	U.S. 6,677,349 [#]
IRM 23	N-{4-[4-amino-2-(cyclopropylmethyl)-1 <i>H</i> -imidazo[4,5- <i>c</i>]quinolin-1-yl]butyl}methanesulfonamide	U.S. 6,677,349 Example 270
IRM 24	N-(2-{4-amino-2-ethoxymethyl-7-[6-(methanesulfonylamino)hexyloxy]-1 <i>H</i> -imidazo[4,5- <i>c</i>]quinolin-1-yl]-1,1-dimethylethyl)methanesulfonamide	U.S. Ser. No. 60/508634 Example 45
IRM 25	N-(6-{[4-amino-2-ethoxymethyl-1-(2-methanesulfonylamino-2-methylpropyl)-1 <i>H</i> -imidazo[4,5- <i>c</i>]quinolin-7-yl]oxy}hexyl)acetamide	U.S. Ser. No. 60/508634 Example 46
IRM 26	1-{4-amino-2-(ethoxymethyl)-7-[5-(hydroxymethyl)pyridin-3-yl]-1 <i>H</i> -imidazo[4,5- <i>c</i>]quinolin-1-yl]-2-methylpropan-2-ol	WO 04/058759 Example 133
IRM 27	1-(2-methylpropyl)-1 <i>H</i> -imidazo[4,5- <i>c</i>][1,5]naphthyridin-4-amine	U.S. 6,194,425 Example 32
IRM 28	N-{4-[4-amino-2-(3-phenoxypropyl)-1 <i>H</i> -imidazo[4,5- <i>c</i>]quinolin-1-yl]butyl}methanesulfonamide	U.S. 6,677,349 Example 262
IRM 29	2-butyl-1-[2-(propylsulfonyl)ethyl]-1 <i>H</i> -imidazo[4,5- <i>c</i>]quinolin-4-amine	U.S. 6,667,312 Example 62
IRM 30	N-{3-[4-amino-2-(2-methoxyethyl)-1 <i>H</i> -imidazo[4,5- <i>c</i>]quinolin-1-yl]propyl}- <i>N</i> '-phenyl urea	U.S. 6,573,273 Example 161
IRM 31	4-amino-2-ethoxymethyl- $\alpha,\alpha,6,7$ -tetramethyl-1 <i>H</i> -imidazo[4,5- <i>c</i>]pyridine-1-ethanol	U.S. 5,494,916 Example 47
IRM 32	N-{2-[4-amino-2-(ethoxymethyl)-1 <i>H</i> -imidazo[4,5- <i>c</i>]quinolin-1-yl]-1,1-dimethylethyl}- <i>N</i> '-cyclohexylurea	U.S. 6,573,273 [#]
IRM 33	N-{2-[4-amino-2-(ethoxymethyl)-1 <i>H</i> -imidazo[4,5- <i>c</i>]quinolin-1-yl]-1,1-dimethylethyl}cyclohexanecarboxamide	U.S. 6,756,382 [#]
IRM 34	N-{2-[4-amino-2-(ethoxymethyl)-1 <i>H</i> -imidazo[4,5- <i>c</i>]quinolin-1-yl]-1,1-dimethylethyl}-2-ethoxyacetamide	U.S. 6,756,382 Example 209
IRM 35	N-{2-[4-amino-2-(ethoxymethyl)-6,7,8,9-tetrahydro-1 <i>H</i> -imidazo[4,5- <i>c</i>]quinolin-1-yl]-1,1-dimethylethyl}methanesulfonamide	U.S. 6,677,349 [#]
IRM 36	N-[4-(4-amino-2-propyl-1 <i>H</i> -imidazo[4,5- <i>c</i>]quinolin-1-yl)butyl]methanesulfonamide	U.S. 6,677,349 Example 235
IRM 37	N-{2-[4-amino-2-(ethoxymethyl)-6,7-dimethyl-1 <i>H</i> -imidazo[4,5- <i>c</i>]pyridin-1-yl]-1,1-dimethylethyl}- <i>N</i> '-phenylurea	U.S. 6,545,017 [#]
IRM 38	N-[4-(4-amino-2-ethyl-1 <i>H</i> -imidazo[4,5- <i>c</i>]quinolin-1-yl)butyl]methanesulfonamide	U.S. 6,677,349 Example 236
IRM 39	N-{8-[4-amino-2-(methoxyethyl)-1 <i>H</i> -imidazo[4,5- <i>c</i>]quinolin-1-yl]octyl}methanesulfonamide	U.S. 6,677,349 Example 243

Table 1		
Compound	Chemical Name	Reference
IRM 40	N-{2-[4-amino-2-(ethoxymethyl)-6,7-dimethyl-1 <i>H</i> -imidazo[4,5- <i>c</i>]pyridin-1-yl]ethyl}benzamide	U.S. 6,545,016#
IRM 41	6-(4-amino-2-propyl-1 <i>H</i> -imidazo[4,5- <i>c</i>]quinolin-1-yl)-1-morpholin-4-ylhexan-1-one	U.S. Ser. No. 60/555753 Example 6
IRM 42	1-{3-[4-amino-7-(3-hydroxymethylphenyl)-2-(2-methoxyethyl)-1 <i>H</i> -imidazo[4,5- <i>c</i>]quinolin-1-yl]propyl}pyrrolidin-2-one	WO 04/058759 Example 185
IRM 43	1-{4-[4-amino-2-ethoxymethyl-7-(pyridin-3-yl)-1 <i>H</i> -imidazo[4,5- <i>c</i>]quinolin-1-yl]butyl}3-cyclopentylurea	WO 04/058759 Example 377
IRM 44	1-{4-[4-amino-2-ethoxymethyl-7-(pyridin-3-yl)-1 <i>H</i> -imidazo[4,5- <i>c</i>]quinolin-1-yl]butyl}3-isopropylurea	WO 04/058759 Example 379
IRM 45	N-[4-(4-amino-2-methyl-6,7,8,9,-tetrahydro-1 <i>H</i> -imidazo[4,5- <i>c</i>]quinolin-1-yl)butyl]morpholine-4-carboxamide	U.S. 6,573,273 Example 170
IRM 46	4-(4-amino-2-propyl-1 <i>H</i> -imidazo[4,5- <i>c</i>]quinolin-1-yl)- <i>N</i> -methoxy- <i>N</i> -methylbutyramide	U.S. Ser. No. 60/524961 Example 20

This compound is not specifically exemplified but can be readily prepared using the synthetic methods disclosed in the cited reference.

EXCIPIENTS

- 5 The excipients that were used to prepare the aqueous sprayable formulations are shown in Table 2 below.

Table 2
Carboxymethylcellulose sodium, low viscosity, USP (CMC)
Hydroxypropyl methylcellulose (hypromellose, 2910, 50 cps, USP; HPMC)
Acetic acid, NF
Citric acid, USP
L-Lactic acid
Succinic acid
L-Tartaric acid
Polyethylene glycol 400, NF (PEG 400),
Propylene glycol, USP
Glycerin, USP
Diethylene glycol monoethyl ether, NF
Benzalkonium chloride, Ph. Eur.
Ethylenediaminetetraacetic acid disodium salt dihydrate (Edetate disodium, USP)
1 N Sodium hydroxide, NF (1 N NaOH)
10 N Sodium hydroxide, NF (10 N NaOH)
1N Hydrochloric acid, NF (1 N HCl)
Water, USP

USP United States Pharmacopeia

NF National Formulary (USA)

Ph. Eur. European Pharmacopeia

5 PREPARATION OF THE FORMULATIONS

The aqueous formulations were prepared using the following general method. The hydrophilic viscosity enhancing agent was hydrated in water (about 50% of total) for about 20 minutes with stirring. The edetate sodium was added and mixed until dissolved. The resulting solution was mixed with the benzalkonium chloride. Separately, the buffering agent (if used) and the cosolvent (if used) were mixed with water; the IRM compound was added to this combination and stirred. The two combinations were combined and mixed. A pH adjuster was added, as necessary, to adjust each formulation to the desired pH. Finally, water was added to each formulation to adjust to the final formulation weight.

15

TEST METHOD

Inhibition of Ovalbumin-Induced Changes in Plasma Extravasation in a Model of Allergic Rhinitis in Brown-Norway Rats

20

Formulations of the invention were tested for their ability to inhibit ovalbumin-induced changes in plasma extravasation using the following test method.

Male Brown-Norway rats (150-250 g) are used to monitor pulmonary and nasal responses to aerosolized antigen challenge in conscious animals and establish late pulmonary responses which can be measured by various functional or cellular measures. Groups of rats (4 to 5 per group) are sensitized to ovalbumin (grade V or VI), 4 mg/Kg, with Al(OH)₃, 400 mg/Kg in 0.9% saline by intraperitoneal administration on 3 consecutive days. At \geq 21 days a drug solution or vehicle (control groups) is administered by nasal instillation. Nasal instillation is performed by lightly anesthetizing an animal with a combination of a solution consisting of 10 mL of ketamine HCl (100 mg/mL) and acepromazine (10 mg/mL) dosed at a rate of 60-90 mg/Kg. A solution of drug or vehicle is instilled in a drop-by-drop manner (each drop is cleared from the nasal passage before the next drop is administered) to each nare (10 μ L/nare) for a total of 20 μ L/animal. Ophthalmic ointment will be used in conjunction with the ketamine/xylazine combination. The animal is placed back into the cage and becomes fully alert within 1-2 hours. Twenty (20) hours later the animal is dosed a second time using the same procedure.

Four (4) hours after the second dosing, animals are placed inside an inverted desiccator jar, which is placed onto a Plexiglas platform forming a chamber with a diameter of 6 inches (15 cm) and a height of 6 inches (15 cm). The platform has several ports which allow for aerosolization, for monitoring breathing patterns, for exhausting aerosolized particles and for providing a constant flow of air into the chamber from a continuous air source to prevent hypoxia. Aerosolization of H₂O, ovalbumin (\leq 100 mg/mL) is done using a DeVilbiss Ultra-Neb large volume ultrasonic nebulizer system for 10-30 minutes in duration. Following ovalbumin aerosol challenge, the animals are returned to their cages.

Twenty-four (24) hours after the ovalbumin challenge, the animals are initially anesthetized using a combination of 10 mL of ketamine HCl (100 mg/mL) and 2 mL of acepromazine maleate (10 mg/mL) dosed intraperitoneally at \sim 60-90 mg/Kg (dose to effect). Once the animal is exhibiting no response to external stimuli (toe pinch, eye reflex, etc.) about 1 mL of lidocaine is injected subcutaneously over the trachea and surrounding neck area. An incision is made midline over the trachea and the internal or external jugular vein is exposed and cannulated (INTRAMEDIC polyethylene tubing size PE50 is used with a 23g luer stub adapter). The trachea is exposed and a modified tracheotomy is performed (a longitudinal incision about 5 mm long). A 6f-tracheal

catheter is inserted caudally and a catheter (PE40-60) inserted cranally. Both tubes are tied in place and the animal is hooked up to a HARVARD small animal respirator (~ 58 breaths/min, 4cc stroke volume). At this point the animal is given 0.1-0.25 mL of a solution consisting of 0.3 mL sodium pentobarbital and 0.7 mL saline (dose to effect).

5 Animals in the drug treatment groups and in the ovalbumin control group receive an additional challenge with ovalbumin. A nasal perfusion line is attached to a HARVARD compact infusion pump set to deliver 0.2 mL/min and a 10% solution of ovalbumin in saline is manually "pushed" through the nasal infusion catheter slowly until 1 or 2 drops of the ovalbumin solution is expressed through the nose. Once the air is flushed out of the
 10 line with ovalbumin solution the line is attached to the infusion pump, the pump is turned on and allowed to run for 3 min at a rate of 0.2 mL/min. Animals in the saline control group are treated with saline alone. After the 3 minute exposure period the ovalbumin solution is flushed out of the line and nasal cavities with air. The nasal infusion catheter is then filled with pH adjusted PBS (about pH 5) and PBS is manually "pushed" through the
 15 nasal perfusion catheter slowly until 1 or 2 drops of PBS is expressed through the nose. Once the air is flushed out of the line with PBS, the line is attached to the infusion pump and the pump is allowed to run for 3 min. Evans Blue dye (1 mL of 1.0%) is injected intravenously; the infusion pump is turned on and a timer is started for a 40 min collection period. The nasal perfusate is collected in a 15 mL-collection tube. One sample is
 20 collected (8 mLs for 40 min). The amount of Evans blue dye in the sample is determined spectrophotometrically (610 nm wavelength).

The percent inhibition is calculated using the equation below:

$$\% \text{ Inhibition} = \left\{ 1 - \left(\frac{(\mu\text{g Evans Blue})_{\text{Drug}} - (\mu\text{g Evans Blue})_{\text{Saline Control}}}{(\mu\text{g Evans Blue})_{\text{OVA Control}} - (\mu\text{g Evans Blue})_{\text{Saline Control}}} \right) \right\} \times 100$$

25 Where the OVA control is the group of animals that is dosed with vehicle and receives an additional challenge with ovalbumin and the saline control is the group of animals that is dosed with vehicle and receives an additional challenge with saline.

Examples 1 – 17

A series of aqueous formulations containing IRM 1 were prepared and tested in a model of allergic rhinitis using the test method described above. Tables 3 and 4 show the composition of each formulation and the test result.

5

Ingredients	Formulations (percentage weight by weight)								
	Ex 1	Ex 2	Ex 3	Ex 4	Ex 5	Ex 6	Ex 7	Ex 8	Ex 9
IRM 1	0.0375	0.125	0.375	0.125	0.0375	0.125	0.375	0.125	0.125
CMC	0.1	0.1	0.1	0.1	0.1	0.1	0.1	0.1	0.1
L-Tartaric acid	-	-	-	1.65	-	-	-	-	-
L-Lactic Acid	1.53	1.53	1.53	-	1.53	1.53	1.53	-	-
Succinic Acid	-	-	-	-	-	-	-	-	1.2
PEG 400	15	15	15	15	-	-	-	-	-
Diethylene glycol monoethyl ether	-	-	-	-	15	15	15	15	-
Benzalkonium chloride	0.02	0.02	0.02	0.02	0.02	0.02	0.02	0.02	0.02
Edetate disodium	0.1	0.1	0.1	0.1	0.1	0.1	0.1	0.1	0.1
1 N NaOH	qs	qs	qs	qs	qs	qs	qs	-	qs
1 N HCl	-	-	-	-	-	-	-	-	-
Water	qs	qs	qs	qs	qs	qs	qs	qs	qs
PH	3.9	4.0	3.8	5.1	4.0	4.2	3.9	7.4	5.0
% Inhibition	0	33	69	38	0	49	42	29	21

Table 4								
Ingredients	Formulations (percentage weight by weight)							
	Ex 10	Ex 11	Ex 12	Ex 13	Ex 14	Ex 15	Ex 16	Ex 17
IRM 1	0.125	0.125	0.125	0.00375	0.0125	0.0375	0.125	0.375
CMC	0.1	0.2	0.05	0.1	0.1	0.1	0.1	0.1
L-Tartaric acid	-	1.65	1.65	1.65	1.65	1.65	1.65	1.65
L-Lactic Acid	1.53	-	-	-	-	-	-	-
Succinic Acid	-	-	-	-	-	-	-	-
PEG 400	-	-	-	-	-	-	-	-
Diethylene glycol monoethyl ether	-	-	-	-	-	-	-	-
Benzalkonium chloride	0.02	0.02	0.02	0.02	0.02	0.02	0.02	0.02
Edetate disodium	0.1	0.1	0.1	0.1	0.1	0.1	0.1	0.1
1 N NaOH	-	qs	qs	qs	qs	qs	qs	qs
1 N HCl	qs	-	-	-	-	-	-	-
Water	qs	qs	qs	qs	qs	qs	qs	qs
pH	4.1	4.9	5.0	5.0	5.0	5.0	5.0	5.0
% Inhibition	68	27	14	33	39	43	61	69

Examples 18 – 23

A series of aqueous formulations containing IRM 2 were prepared and tested in a model of allergic rhinitis using the test method described above. Table 5 shows the

5 composition of each formulation and the test result.

Table 5						
Ingredients	Formulations (percentage weight by weight)					
	Ex 18	Ex 19	Ex 20	Ex 21	Ex 22	Ex 23
IRM 2	0.0375	0.00375	0.0125	0.0375	0.0375	0.0375
CMC	0.1	0.1	0.1	0.1	0.1	0.1
L-Tartaric acid	1.65	1.65	1.65	1.65	-	-
L-Lactic Acid	-	-	-	-	1.53	1.53
PEG 400	10	10	10	10	-	15
Diethylene glycol monoethyl ether	-	-	-	-	10	-
Benzalkonium chloride	0.02	0.02	0.02	0.02	0.02	0.02
Edetate disodium	0.1	0.1	0.1	0.1	0.1	0.1
1 N NaOH	qs	-	-	-	-	-
10 N NaOH	-	qs	qs	qs	qs	qs
Water	qs	qs	qs	qs	qs	qs
pH	5.2	4.1	4.1	4.1	4.1	3.9
% Inhibition	50	3	48	73	61	80

Examples 24 – 131

5 A series of aqueous formulations containing IRMs were prepared and tested in a model of allergic rhinitis using the test method described above. Each IRM was formulated using one or more of the vehicles shown in Table 6. Table 7 shows the composition of each formulation and the test result.

Table 6

Ingredients	Vehicle (percentage weight by weight)										
	A	B	C	D	E	F	G	H	I	J	K
CMC	0.1	0.1	0.1	0.1	0.1	0.1	0.1	0.1	-	0.1	0.1
HPMC	-	-	-	-	-	-	-	-	0.1	-	-
L-Tartaric acid	1.65	-	-	1.65	-	-	-	-	1.65	1.65	-
L-Lactic Acid	-	1.53	1.53	-	-	-	-	-	-	-	1.53
Citric acid	-	-	-	-	1.53	1.53	-	-	-	-	-
Acetic acid	-	-	-	-	-	-	1.1	1.1	-	-	-
PEG 400	-	-	15	10	15	-	-	10	15	-	-
Diethylene glycol monoethyl ether	-	15	-	-	-	-	-	-	-	-	15
Glycerin	-	-	-	-	-	15	-	-	-	-	-
1:1 propylene glycol:PEG 400	-	-	-	-	-	-	15	-	-	-	-
Benzalkonium chloride	0.02	0.02	0.02	0.02	0.02	0.02	0.02	0.02	0.02	0.02	0.02
Edetate disodium	0.1	0.1	0.1	0.1	0.1	0.1	0.1	0.1	0.1	0.1	0.1
1 N NaOH	qs	qs	qs	qs	qs	qs	qs	qs	qs	qs	qs
Water	qs	qs	qs	qs	qs	qs	qs	qs	qs	qs	qs
pH	5.0-5.1	3.8-4.1	3.8-4.0	5.1-5.2	4.0	4.0	5.0	5.2	6.0	4.0	5.0

Table 7				
Example	IRM	Wt% IRM	Vehicle	% Inhibition
24	3	0.125	A	25
25	4	0.0375	A	19
26	5	0.0375	A	12
27	6	0.0375	A	0
28	7	0.0125	A	7
29	7	0.0375	A	0
30	7	0.125	G	40
31	8	0.0375	H	0
32	9	0.0375	D	19
33	10	0.0375	D	14
34	10	0.0375	B	0
35	10	0.125	B	12
36	11	0.0375	B	36
37	11	0.0125	B	37
38	11	0.125	B	54
39	11	0.125	C	0
40	12	0.0375	B	34
41	13	0.0375	B	0
42	14	0.0375	B	15
43	14	0.0375	C	25
44	15	0.0375	C	0
45	16	0.125	K	50
46	16	0.00375	J	0
47	16	0.0375	J	0
48	16	0.375	J	0
49	16	0.00375	C	0
50	16	0.0375	C	0
51	16	0.125	C	0
52	17	0.375	E	78
53	18	0.375	E	0

Table 7				
Example	IRM	Wt% IRM	Vehicle	% Inhibition
54	19	0.375	E	0
55	20	0.0375	C	57
56	21	0.00375	A	0
57	21	0.0375	A	42
58	21	0.375	A	40
59	22	0.00375	A	0
60	22	0.0375	A	49
61	22	0.375	A	95
62	23	0.00375	A	0
63	23	0.0375	A	1
64	23	0.375	A	0
65	24	0.00375	A	7
66	24	0.0375	A	13
67	24	0.125	A	0
68	25	0.00375	A	22
69	25	0.0375	A	63
70	25	0.375	A	38
71	26	0.00375	A	29
72	26	0.0375	A	43
73	26	0.125	A	37
74	27	0.0125	C	24
75	28	0.0375	C	62
76	28	0.0375	B	0
77	28	0.125	B	0
78	28	0.375	B	29
79	29	0.0375	C	15
80	29	0.0125	B	5
81	29	0.0375	B	32
82	29	0.125	B	0
83	30	0.0375	C	0

Example	IRM	Wt% IRM	Vehicle	% Inhibition
84	31	0.0375	C	0
85	32	0.0375	B	60
86	33	0.0375	B	0
87	34	0.0375	B	36
88	35	0.0375	B	32
89	35	0.125	B	58
90	35	0.00375	A	0
91	35	0.0375	A	26
92	35	0.375	A	0
93	36	0.00375	A	0
94	36	0.0375	A	35
95	36	0.125	A	56
96	36	0.125	C	35
97	36	0.00375	I	0
98	36	0.0375	I	0
99	36	0.375	I	14
100	37	0.125	B	54
101	38	0.125	C	0
102	38	0.00375	A	0
103	38	0.0375	A	0
104	38	0.125	A	0
105	39	0.00375	A	0
106	39	0.0375	A	0
107	39	0.125	A	0
108	40	0.00375	C	0
109	40	0.0375	C	32
110	40	0.125	C	0
111	41	0.00375	A	0
112	41	0.0375	A	37
113	41	0.125	A	18

Example	IRM	Wt% IRM	Vehicle	% Inhibition
114	42	0.00375	A	9
115	42	0.0375	A	27
116	42	0.125	A	23
117	42	0.00375	C	11
118	42	0.0375	C	44
119	42	0.125	C	0
120	43	0.00375	F	0
121	43	0.0375	F	0
122	43	0.125	F	5
123	44	0.00375	F	12
124	44	0.0375	F	33
125	44	0.125	F	0
126	45	0.00375	A	0
127	45	0.0375	A	0
128	45	0.125	A	12
129	46	0.00375	A	27
130	46	0.0375	A	43
131	46	0.125	A	24

Example 132

IRM 1 was prepared as a 0.375% solution formulation capable of being nasally administered via a spray pump. The formulation vehicle was prepared as follows:

5

Table 9	
Excipient	w/w%
Carboxymethylcellulose sodium, low viscosity, USP (Spectrum Chemicals and Laboratory Products, Inc., Gardena, CA,)	0.1
Benzalkonium chloride, Ph. Eur. (Fluka, Buchs Switzerland)	0.02
Disodium EDTA, USP (Spectrum Chemicals)	0.1
L-Lactic acid, Purac (Lincolnshire, IL)	1.53
PEG 400, NF (Spectrum Chemicals)	15
1 N NaOH, NF (Spectrum Chemicals)	qs
Water	qs
Total	100.00
pH	4.0

Carboxymethylcellulose sodium, low viscosity, USP (CMC) was hydrated in water (about 50% of total) for 20 minutes with stirring. The EDTA was added and dissolved. The CMC/EDTA solution was mixed with the benzalkonium chloride to form a CMC/EDTA/BAC solution. Separately, the lactic acid and PEG 400 were mixed with water. For the IRM 1 formulation, IRM 1 was dissolved into the lactic acid/PEG 400 solution. The CMC/EDTA/BAC solution was mixed with lactic acid/PEG 400 solution to prepare the Vehicle formulation. The CMC/EDTA/BAC solution was mixed with lactic acid/PEG 400/IRM 1 solution to prepare the IRM 1 formulation. 1 N NaOH was added, as necessary, to adjust each formulation to a pH of 4.0. Finally, water was added to each formulation to adjust to the final formulation weight.

Fisher 344 rats (Charles River Laboratories, Raleigh, NC) were divided into six treatment groups. Rats in each group were infected intranasally with humanized, non-lethal influenza virus. 24 hours after infection, viral titers were measured in nasal lavage fluid and whole lung homogenates. The influenza virus and methods for measuring viral titers are described in Burleson, Gary L., "Influenza Virus Host Resistance Model for Assessment of Immunotoxicity, Immunostimulation, and Antiviral Compounds," *Methods in Immunology* 2:181-202, Wiley-Liss Inc., 1995..

Each of the six treatment groups received a different pre-infection treatment. Rats in each group received the treatment indicated in Table 10. The results are summarized in Figure 1 and Figure 2.

5

Group	Treatment
1	Vehicle formulation (Table 9), 50 μ L (25 μ L per nare), 1x*
2	Interferon- α (rat recombinant IFN- α , Cat. No. PRP13, Serotec Inc., Raleigh, NC), 10,000 IU, 1x
3	IRM 1 formulation (Table 9), 50 μ L (25 μ L per nare), 1x
4	Vehicle formulation (Table 9), 50 μ L (25 μ L per nare), 2x**
5	Interferon- α , 10,000 IU, 2x (Day -1: Product No. RR2030U, Pierce Biotechnology, Inc., Rockford, IL; Day 0: Serotec Inc. Cat. No. PRP13)
6	IRM 1 formulation (Table 9), 50 μ L (25 μ L per nare), 2x

*1x: one dose of treatment provided four hours before viral infection.

**2x: one dose of treatment 24 hours (Day -1) before viral infection, second treatment four hours before viral infection (Day 0).

10

Example 133

A formulation containing 4-amino- α,α -dimethyl-2-ethoxymethyl-1*H*-imidazo[4,5-*c*]quinoline-1-ethanol (U.S. Pat. No. 5,389,640; Example 99) was prepared using the method described above. The composition is shown in Table 11 below.

15

Ingredient	w/w%
IRM	0.0125
CMC	0.1
Benzalkonium chloride	0.02
Edetate disodium	0.1
L-Tartaric acid	1.65
10 N NaOH	qs
Water	qs
Total	100.00
pH	5.0

20

25 The viscosity of the formulation was measured using a controlled stress step test. Rheometer: Haake RS150; sensor: double-gap concentric cylinder (DG41); gap: 5.100 mm; sample size: sufficient to fill the sample holder;

temperature 20.0 ± 0.1 °C; initial stress: 0.10 Pa; final stress: 1.20 Pa. Three (3) separate samples were measured. The measured viscosity was 1.4 cps for each of the samples.

5

The complete disclosures of the patents, patent documents, and publications cited herein are incorporated by reference in their entirety as if each were individually incorporated. Various modifications and alterations to this invention will become apparent to those skilled in the art without departing from the scope and spirit of this invention. It should be understood that this invention is not intended to be unduly limited by the illustrative embodiments and examples set forth herein and that such examples and embodiments are presented by way of example only with the scope of the invention intended to be limited only by the claims set forth herein as follows.

10
15

WHAT IS CLAIMED IS:

1. An aqueous formulation comprising:
an immune response modifier;
water; and
5 a hydrophilic viscosity enhancing agent;
with the proviso that the hydrophilic viscosity enhancing agent is not
covalently bonded to the immune response modifier;
wherein the formulation is a solution at room temperature and has a
viscosity of less than 100 cps at room temperature.
10
2. The aqueous formulation of claim 1 wherein the immune response
modifier is a positively charged immune response modifier.
3. The aqueous formulation of claims 1 or 2 wherein the hydrophilic
15 viscosity enhancing agent is negatively charged.
4. The aqueous formulation of any one of claims 1 through 3 wherein the
hydrophilic viscosity enhancing agent is uncrosslinked.
- 20 5. The aqueous formulation of any one of claims 1 through 4 wherein the
hydrophilic viscosity enhancing agent is selected from the group consisting of
cellulose ethers, polysaccharide gums, acrylic acid polymers, and combinations
thereof.
- 25 6. The aqueous formulation of claim 5 wherein the hydrophilic viscosity
enhancing agent comprises carboxylic acid groups and/or carboxylate groups.
7. The aqueous formulation of claim 6 wherein the hydrophilic viscosity
enhancing agent is selected from the group consisting of a acrylic acid polymer,
30 carboxymethyl cellulose sodium, xanthan gum, and combinations thereof.
8. The aqueous formulation of any one of claims 1 through 7 wherein the
hydrophilic viscosity enhancing agent is present in an amount of at least 0.01 wt-
%, based on the total weight of the formulation.

9. The aqueous formulation of any one of claims 1 through 8 wherein the immune response modifier is present in an amount of at least 0.0001 wt-%, based on the total weight of the formulation.
- 5
10. The aqueous formulation of any one of claims 1 through 9 wherein the immune response modifier is present in an amount of at most 5.0 wt-%, based on the total weight of the formulation.
- 10 11. The aqueous formulation of any one of claims 1 through 10 wherein the immune response modifier is a compound having a 2-aminopyridine fused to a five membered nitrogen-containing heterocyclic ring.
12. The aqueous formulation of claim 11 wherein the immune response
15 modifier is selected from the group consisting of imidazoquinoline amines, tetrahydroimidazoquinoline amines, imidazopyridine amines, 6,7-fused cycloalkylimidazopyridine amines, 1,2-bridged imidazoquinoline amines, imidazonaphthyridine amines, imidazotetrahydronaphthyridine amines, oxazoloquinoline amines, thiazoloquinoline amines, oxazolopyridine amines,
20 thiazolopyridine amines, oxazonaphthyridine amines, thiazolonaphthyridine amines, 1*H*-imidazo dimers fused to pyridine amines, quinoline amines, tetrahydroquinoline amines, naphthyridine amines, or tetrahydronaphthyridine amines, and combinations thereof.
- 25 13. The aqueous formulation of claim 12 wherein the immune response modifier is selected from the group consisting of imidazoquinoline amines, tetrahydroimidazoquinoline amines, imidazopyridine amines, and combinations thereof.
- 30 14. The aqueous formulation of claim 13 wherein the immune response modifier is selected from the group consisting of amide substituted imidazoquinoline amines, sulfonamide substituted imidazoquinoline amines, urea substituted imidazoquinoline amines, aryl ether substituted imidazoquinoline amines, heterocyclic ether substituted imidazoquinoline

- amines, amido ether substituted imidazoquinoline amines, sulfonamido ether substituted imidazoquinoline amines, urea substituted imidazoquinoline ethers, thioether substituted imidazoquinoline amines, 6-, 7-, 8-, or 9-aryl or heteroaryl substituted imidazoquinoline amines, amide substituted
- 5 tetrahydroimidazoquinoline amines, sulfonamide substituted tetrahydroimidazoquinoline amines, urea substituted tetrahydroimidazoquinoline amines, aryl ether substituted tetrahydroimidazoquinoline amines, heterocyclic ether substituted tetrahydroimidazoquinoline amines, amido ether substituted tetrahydroimidazoquinoline amines, sulfonamido ether substituted
- 10 tetrahydroimidazoquinoline amines, urea substituted tetrahydroimidazoquinoline ethers, thioether substituted tetrahydroimidazoquinoline amines, amide substituted imidazopyridine amines, sulfonamide substituted imidazopyridine amines, urea substituted imidazopyridine amines, aryl ether substituted imidazopyridine amines, heterocyclic ether substituted imidazopyridine amines,
- 15 amido ether substituted imidazopyridine amines, sulfonamido ether substituted imidazopyridine amines, urea substituted imidazopyridine ethers, thioether substituted imidazopyridine amines, and combinations thereof.

15. The aqueous formulation of claim 14 wherein the immune response
- 20 modifier is selected from the group consisting of amide substituted imidazoquinoline amines, sulfonamide substituted imidazoquinoline amines, urea substituted imidazoquinoline amines, thioether substituted imidazoquinoline amines, 7-aryl substituted imidazoquinoline amines, 7-heteroaryl substituted imidazoquinoline amines, sulfonamide substituted
- 25 tetrahydroimidazoquinoline amines, and combinations thereof.

16. The aqueous formulation of claim 15 wherein the immune response modifier is a sulfonamide substituted imidazoquinoline amine.

- 30 17. The aqueous formulation of claim 15 wherein the immune response modifier is selected from the group consisting of:

N^1 -{4-[4-amino-2-(2-methoxyethyl)-6,7,8,9-tetrahydro-1*H*-imidazo[4,5-*c*]quinolin-1-yl]butyl}-4-fluoro-1-benzenesulfonamide,

- N-[3-(4-amino-2-butyl-1*H*-imidazo[4,5-*c*]quinolin-1-yl)propyl]morpholine-4-carboxamide,
- N-{3-[4-amino-2-(2-methoxyethyl)-1*H*-imidazo[4,5-*c*]quinolin-1-yl]-2,2-dimethylpropyl}-*N*'-phenylurea,
- 5 N-{2-[4-amino-2-(ethoxymethyl)-1*H*-imidazo[4,5-*c*]quinolin-1-yl]-1,1-dimethylethyl}methanesulfonamide,
- 2-butyl-1-[2-(propylsulfonyl)ethyl]-1*H*-imidazo[4,5-*c*]quinolin-4-amine,
- N-{2-[4-amino-2-(ethoxymethyl)-1*H*-imidazo[4,5-*c*]quinolin-1-yl]-1,1-dimethylethyl}-2-ethoxyacetamide,
- 10 N-{4-[4-amino-2-(cyclopropylmethyl)-1*H*-imidazo[4,5-*c*]quinolin-1-yl]butyl}methanesulfonamide,
- N-{2-[4-amino-2-(ethoxymethyl)-1*H*-imidazo[4,5-*c*]quinolin-1-yl]-1,1-dimethylethyl}-*N*'-cyclohexylurea,
- N-{2-[4-amino-2-(ethoxymethyl)-1*H*-imidazo[4,5-*c*]quinolin-1-yl]-1,1-
- 15 dimethylethyl}cyclohexanecarboxamide,
- N-{2-[4-amino-2-(ethoxymethyl)-6,7,8,9-tetrahydro-1*H*-imidazo[4,5-*c*]quinolin-1-yl]-1,1-dimethylethyl}methanesulfonamide,
- N-[3-(4-amino-2-butyl-1*H*-imidazo[4,5-*c*]quinolin-1-yl)-2,2-dimethylpropyl]methanesulfonamide,
- 20 N-[2-(4-amino-2-butyl-1*H*-imidazo[4,5-*c*]quinolin-1-yl)-1,1-dimethylethyl]methanesulfonamide,
- N-{2-[4-amino-2-(2-methoxyethyl)-6,7,8,9-tetrahydro-1*H*-imidazo[4,5-*c*]quinolin-1-yl]-1,1-dimethylethyl}methanesulfonamide,
- 1-[4-amino-7-(5-hydroxymethylpyridin-3-yl)-2-(2-methoxyethyl)-1*H*-
- 25 imidazo[4,5-*c*]quinolin-1-yl]-2-methylpropan-2-ol,
- 1-[4-amino-7-(3-hydroxymethylphenyl)-2-(2-methoxyethyl)-1*H*-imidazo[4,5-*c*]quinolin-1-yl]-2-methylpropan-2-ol,
- N-{3-[4-amino-1-(2-hydroxy-2-methylpropyl)-2-(methoxyethyl)-1*H*-imidazo[4,5-*c*]quinolin-7-yl]phenyl}methanesulfonamide,
- 30 {5-[4-amino-2-(2-methoxyethyl)-1-(2-methylpropyl)-1*H*-imidazo[4,5-*c*]quinolin-7-yl]pyridin-3-yl}methanol,
- 1-[4-amino-2-(ethoxymethyl)-7-(pyridin-3-yl)-1*H*-imidazo[4,5-*c*]quinolin-1-yl]-2-methylpropan-2-ol,

- 1 -{4-amino-2-(ethoxymethyl)-7-[5-(hydroxymethyl)pyridin-3-yl]-1*H*-imidazo[4,5-*c*]quinolin-1-yl}-2-methylpropan-2-ol,
 N-(2-{4-amino-2-ethoxymethyl-7-[6-(methanesulfonylamino)hexyloxy]-1*H*-imidazo[4,5-*c*]quinolin-1-yl}-1,1-dimethylethyl)methanesulfonamide,
 5 N-(6-{[4-amino-2-ethoxymethyl-1-(2-methanesulfonylamino-2-methylpropyl)-1*H*-imidazo[4,5-*c*]quinolin-7-yl]oxy}hexyl)acetamide,
 N-[2-(4-amino-2-ethoxymethyl-1-propyl-1*H*-imidazo[4,5-*c*]quinolin-7-yloxy)ethyl]methanesulfonamide,
 1-[4-amino-2-(ethoxymethyl)-7-(1*H*-pyrazol-4-yl)-1*H*-imidazo[4,5-*c*]quinolin-1-yl]-2-methylpropan-2-ol,
 10 3-[4-amino-2-(ethoxymethyl)-7-(pyridin-3-yl)-1*H*-imidazo[4,5-*c*]quinolin-1-yl]propane-1,2-diol,
 and combinations thereof
- 15 18. The aqueous formulation of claim 17 wherein the immune response modifier is selected from the group consisting of:
 N-[3-(4-amino-2-butyl-1*H*-imidazo[4,5-*c*]quinolin-1-yl)propyl]morpholine-4-carboxamide,
 N-{3-[4-amino-2-(2-methoxyethyl)-1*H*-imidazo[4,5-*c*]quinolin-1-yl]-2,2-dimethylpropyl}-*N'*-phenylurea,
 20 N-{2-[4-amino-2-(ethoxymethyl)-1*H*-imidazo[4,5-*c*]quinolin-1-yl]-1,1-dimethylethyl}methanesulfonamide,
 2-butyl-1-[2-(propylsulfonyl)ethyl]-1*H*-imidazo[4,5-*c*]quinolin-4-amine,
 N-{2-[4-amino-2-(ethoxymethyl)-1*H*-imidazo[4,5-*c*]quinolin-1-yl]-1,1-dimethylethyl}-2-ethoxyacetamide,
 25 N-{2-[4-amino-2-(ethoxymethyl)-1*H*-imidazo[4,5-*c*]quinolin-1-yl]-1,1-dimethylethyl}-*N'*-cyclohexylurea,
 N-{2-[4-amino-2-(ethoxymethyl)-6,7,8,9-tetrahydro-1*H*-imidazo[4,5-*c*]quinolin-1-yl]-1,1-dimethylethyl}methanesulfonamide,
 30 N-[2-(4-amino-2-butyl-1*H*-imidazo[4,5-*c*]quinolin-1-yl)-1,1-dimethylethyl]methanesulfonamide,
 N-{2-[4-amino-2-(2-methoxyethyl)-6,7,8,9-tetrahydro-1*H*-imidazo[4,5-*c*]quinolin-1-yl]-1,1-dimethylethyl}methanesulfonamide,

1-{4-amino-2-(ethoxymethyl)-7-[5-(hydroxymethyl)pyridin-3-yl]-1*H*-imidazo[4,5-*c*]quinolin-1-yl}-2-methylpropan-2-ol,
N-(6-{{4-amino-2-ethoxymethyl-1-(2-methanesulfonylamino-2-methylpropyl)-1*H*-imidazo[4,5-*c*]quinolin-7-yl}oxy}hexyl)acetamide,

5 and combinations thereof.

19. The aqueous formulation of claim 18 wherein the immune response modifier is N-{2-[4-amino-2-(ethoxymethyl)-1*H*-imidazo[4,5-*c*]quinolin-1-yl]-1,1-dimethylethyl}methanesulfonamide.

10

20. The aqueous formulation of claim 11 wherein the immune response modifier is a salt of an acid selected from the group consisting of a carboxylic acid, a halo acid, sulfuric acid, phosphoric acid, dicarboxylic acid, tricarboxylic acid, and combinations thereof.

15

21. The aqueous formulation of claim 20 wherein the salt of the immune response modifier is a salt of an acid selected from the group consisting of hydrobromic acid, hydrochloric acid, lactic acid, glutamic acid, gluconic acid, tartaric acid, succinic acid, and combinations thereof.

20

22. The aqueous formulation of any one of claims 1 through 21 having a pH of at least 4.

23. The aqueous formulation of claim 22 having a pH of no more than 8.

25

24. The aqueous formulation of any one of claims 1 through 23 further comprising a pH adjusting agent.

25. The aqueous formulation of claim 24 wherein the pH adjusting agent is selected from the group consisting of hydrochloric acid, sodium hydroxide, tromethamine, potassium hydroxide, and combinations thereof.

30

26. The aqueous formulation of any one of claims 1 through 25 further comprising a buffer.

27. The aqueous formulation of claim 26 wherein the buffer is selected from the group consisting of citric acid, lactic acid, succinic acid, tartaric acid, and combinations thereof.

5

28. The aqueous formulation of any one of claims 1 through 27 further comprising a preservative.

29. The aqueous formulation of claim 28 wherein the preservative is selected from the group consisting of benzalkonium chloride, benzethonium chloride, methylparaben, propylparaben, phenyl ethyl alcohol, and combinations thereof.

10

30. The aqueous formulation of any one of claims 1 through 29 further comprising a chelating agent.

15

31. The aqueous formulation of claim 30 wherein the chelating agent is ethylenediaminetetraacetic acid disodium salt dihydrate.

32. The aqueous formulation of any one of claims 1 through 31 further comprising a water-miscible cosolvent.

20

33. The aqueous formulation of claim 32 wherein the cosolvent is selected from the group consisting of propylene glycol, glycerin, polyethylene glycol 400, diethylene glycol monoethyl ether, and combinations thereof.

25

34. The aqueous formulation of claims 32 or 33 wherein the cosolvent is present in an amount of 5 wt-% to 15 wt-%.

35. An aqueous sprayable formulation comprising:
30 an immune response modifier selected from the group consisting of imidazoquinoline amines, tetrahydroimidazoquinoline amines, imidazopyridine amines, 6,7-fused cycloalkylimidazopyridine amines, 1,2-bridged imidazoquinoline amines, imidazonaphthyridine amines, imidazotetrahydronaphthyridine amines, oxazoloquinoline amines,

thiazoloquinoline amines, oxazolopyridine amines, thiazolopyridine amines, oxazolophthyridine amines, thiazolonaphthyridine amines, 1*H*-imidazo dimers fused to pyridine amines, quinoline amines, tetrahydroquinoline amines, naphthyridine amines, or tetrahydronaphthyridine amines, and combinations

5 thereof;

water; and

a hydrophilic viscosity enhancing agent selected from the group consisting of cellulose ethers, polysaccharide gums, acrylic acid polymers, and combinations thereof;

10 with the proviso that the hydrophilic viscosity enhancing agent is not covalently bonded to the immune response modifier;

wherein the formulation is a solution at room temperature and has a viscosity of less than 100 cps at room temperature.

15 36. A method for delivering an immune response modifier to a nasal passage of a subject, the method comprising:

selecting a formulation comprising:

an immune response modifier;

water; and

20 a hydrophilic viscosity enhancing agent;

with the proviso that the hydrophilic viscosity enhancing agent is not covalently bonded to the immune response modifier;

wherein the formulation is a solution at room temperature and has a viscosity of less than 100 cps at room temperature; and

25 applying the selected formulation into a nasal passage or a subject.

37. A method of treating and/or preventing allergic rhinitis, the method comprising applying the formulation of any one of claims 1 through 34 into a nasal passage or a subject.

30

38. A method of treating and/or preventing allergic rhinitis, the method comprising spraying the formulation of claim 35 into a nasal passage of a subject.

39. A method of treating and/or preventing a viral infection, the method comprising applying the formulation of any one of claims 1 through 34 into a nasal passage or a subject.
- 5 40. A method of treating and/or preventing a viral infection, the method comprising spraying the formulation of claim 35 into a nasal passage of a subject.
41. A method of treating and/or preventing sinusitis, the method comprising
10 applying the formulation of any one of claims 1 through 34 into a nasal passage of a subject.
42. A method of treating and/or preventing sinusitis, the method comprising spraying the formulation of claim 35 into a nasal passage of a subject.
- 15 43. A method of treating and/or preventing asthma, the method comprising applying the formulation of any one of claims 1 through 34 into the respiratory tract of a subject.
- 20 44. A method of treating and/or preventing asthma, the method comprising spraying the formulation of claim 35 into the respiratory tract of a subject.
45. A method of desensitizing a subject to an antigen comprising:
administering to the subject an IRM compound in the formulation of any
25 one of claims 1 through 34, after the subject has been sensitized to the antigen, in an amount effective to desensitize the subject to the antigen.
46. The method of claim 45 wherein the IRM compound is administered to the subject at least four hours prior to re-exposure of the subject to the antigen.
- 30 47. A method of desensitizing a subject to an antigen comprising:
administering to the subject an IRM compound in the formulation of claim 35, after the subject has been sensitized to the antigen, in an amount effective to desensitize the subject to the antigen.

48. The method of claim 47 wherein the IRM compound is administered to the subject at least four hours prior to re-exposure of the subject to the antigen.

5

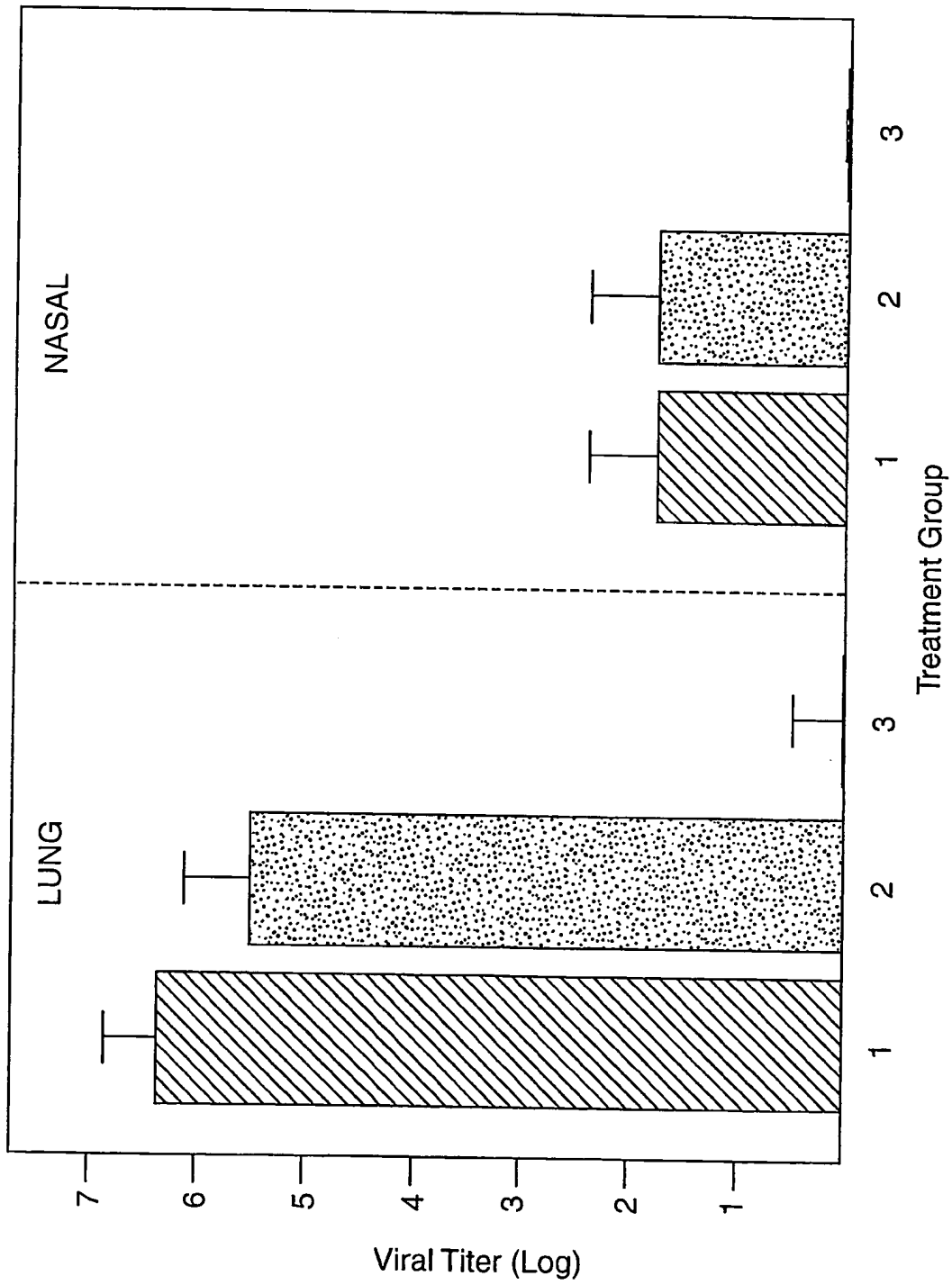


Fig. 1

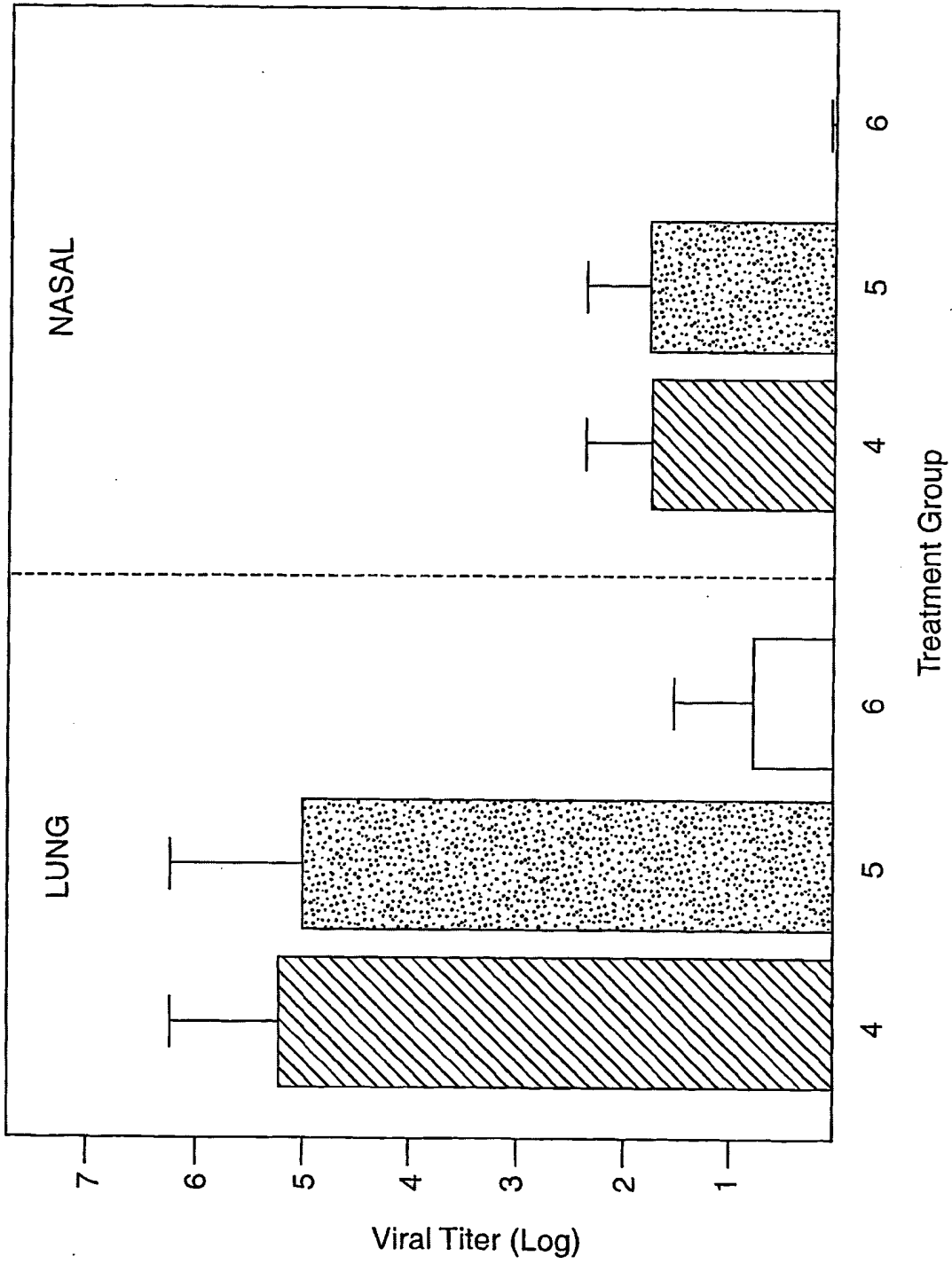


Fig. 2